



# K A F L A R N I A **KAFEL-KAR**

## Product catalog

VI Edition

Prices valid from January 1, 2023

# Table of contents

Terms and conditions of orders and payment methods _____	2
CLASSIC TILES – New! _____	5
ECHO STOVE – New! _____	9
BRAMA TILES _____	10
TALERZ CIĘTY TILES _____	11
GŁADKIE TILES _____	12
RAMKOWE TILES _____	15
DWORSKIE TILES _____	18
FORMAT 28cm TILES _____	24
OGARKI TILES _____	26
VINTAGE TILES _____	30
FORMAT 44cm TILES _____	37
GABARYT TILES _____	39
RÓŻA, RAJSKI PTAK TILES SETS _____	40
MILITARY TILES _____	42
DEFLEKTORY _____	44
PÓŁKI 6 TILES _____	45
WIEŃCOWE TILES _____	46
SLIM 3 SHELF TILES _____	47
WYSOKIE SHELF TILES _____	48
SECESJA SHELF TILES _____	49
ZDOBIONE SHELF TILES _____	50
VINTAGE SHELF TILES _____	51
LISTWY DYSTANSOWE _____	52
COKOŁY _____	55
GZYMSY _____	57
WYKOŃCZENIOWE, DEKORACYJNE TILES _____	67
SECESJA TILES _____	71
OKRĄGŁY KLASYCZNY STOVE _____	77
OKRĄGŁY OGAREK Ø90 STOVE _____	83
OKRĄGŁY OGAREK Ø66 STOVE _____	91
RURA CERAMICZNA Z ROZETAMI TILES _____	94
MINIATURY STOVES _____	95
KWADRATELE TILES _____	97
TILE COLOURS _____	98
EXAMPLES OF CUSTOMIZED ORDERS _____	100
EXPMPLES OF PAINTED TILES _____	103
ORDERS FORMS _____	107
TILE PATERNS _____	116

## STOVE AND FIREPLACE TILES FEATURES AND USAGE

While thanking for your interest, we would like to present you product in terms of production and usability, and the terms and conditions of the warranty.

Creating ceramic tiles is a craft valued all over the world the work of human hands. Despite the growth of industry and civilization, stove and fireplace tiles are still mainly made by small family owned manufacturers, just like us.

Ceramic tiles are both structural and ornamental elements of stoves or fireplaces. They absorb and accumulate the energy from the living fire and they transfer it to the room, in disguise of pleasant and gentle warmth.

Tiles are made of all-natural materials, mainly various mixtures of clay and grog.

In the process of multiple firings, high temperature creates an eco-friendly and healthy material, with properties that no other building materials have. It is functional and durable, able to remain intact for several centuries.

When warming up, the surface of tiles levels the heat escaping from the inside of the stove. It is by far the healthiest and the best way to heat up your living space.

By using mild heat through large heating surfaces of the tiled stove or fireplace, instead of for example, convection heating from a radiator, we change how the temperature spreads across the house for the better, not overdrying rooms and having much more thermal comfort that our human body prefers.

What is equally as important is the price. Wood is the cheapest source of energy and what needs to be emphasized, the only fully renewable fuel source.

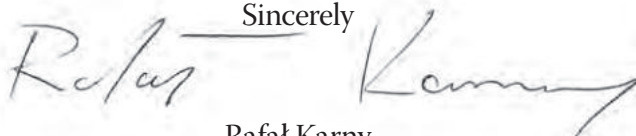
The beauty and aesthetics of the tiles are emphasized through variety of glazes, carvings, reliefs, and paintings. The variety and freedom of choice when creating and arranging blocks for stoves and fireplaces are an opportunity for designers and contractors.

All of the qualities of ceramic tiles have their own background story, which portrays them as unsubdued and diversified in their chemical and physical composition.

That is why we recognize we are dealing with a «living» material that demands humility and compromises.

Those same features give the tiles their individual character, something craft connoisseurs tend to seek after in order to have unique handmade objects in their environment. As manufacturers of stove and fireplace ceramics, we understand that this individual character of the product is the biggest incentive for the Buyer.

While listening to the wishes of our customers, we always inform and emphasize that the range of expectations should be extended in terms of existing differences, that are related to the natural features of fired clay and glaze.

Sincerely  
  
Rafał Karny

## TERMS AND CONDITIONS OF ORDERS

1. Kafel-Kar Rafał Karny, 15-378 Białystok, Hryniewicze 3B, Tax ID No. PL 9661341458, hereinafter referred to as the Manufacturer, is a manufacturer of ceramics which accepts and makes customized orders for ceramic tiles as presented at [www.kafel-kar.pl](http://www.kafel-kar.pl). The goal of the Manufacturer is to prepare the order according to the provided specifications.
2. The order is prepared upon receiving a written order from the customer, hereinafter referred to as the Customer, according to the specifications given by the Customer and after the Customer accepts the terms and conditions given by the Manufacturer.
3. Accepting the order and making an advance payment is considered the final acceptance of the order and the terms and conditions. The pending period starts after the Manufacturer receives payment on its account.
4. The standard delivery time is 4-8 weeks and may be subject to change via a phone call or e-mail notification.
5. The Manufacturer prepares orders according to the specifications given by the Customer, therefore, it is not responsible for the resulting non-compliance with the project. Any extra work deviating from the standard craft should be attached as drawings and described during ordering. This applies to additional cutting and non-standard glazing, various non-standard sides of tiles, elements, etc.
6. The colours of tiles presented on the website, in catalogues, and in colour samples may slightly differ from the colours of actual products.
7. Tiles covered with transparent glazes may have discolorations and slight differences in shades that do not constitute as product defects. Discoloration and shading are the hallmark of these glazes and their main decorative feature.
8. In the case of matte glazes, the Manufacturer is not responsible for improper handling of tiles during assembly, especially when grouting and cleaning the surface. The Manufacturer can always instruct the Customer and Contractor after prior notification. This applies to glazes that are susceptible to incorrect grouting and cleaning, such as (according to the IT side): 21 Beige Matte, 22 Vanilla Matte, 23 Pearl Matte, 24 Cappuccino Matte, 26 Lavender Matte, 72 Graphite Matte, 29 Venetian Pink Matte, 32 Sahara Matte, 33 Sienna Matte, 75 Metallic Brown, 51 Beige Crackle Matte, 53 Ash Crackle.
9. Decorative glazes such as: 75 Metallic Brown, 71 Red Sunset, 76 Orange Gloss, usually have a large variety of colouring and are unique on their own. This bold stylization and seeming mismatch in one is the goal and a purposeful impression. This inspirational feature should always be considered when ordering.
10. Choosing identical stove and fireplace tiles (as in the case of wall or floor tiles) is not a production goal and is not possible! The dimensional tolerance of tiles, products, and ceramic elements is  $\pm 0.5\%$ .
11. One of the natural production effects are poorly visible hair-like scratches that can occur on the surfaces of the tile. They do not affect the basic function and durability of the ordered product and cannot be subject to complaints.



12. The Customer declares that he has industry qualifications to evaluate and assemble the ordered product and has occupational safety training. In the absence of appropriate qualifications, supervision of a master stove fitter is required.
13. The Manufacturer recommends using materials for their intended purpose when assembling tiles. Any complaints due to non-compliance with applicable regulations and building standards will not be accepted.
14. The Manufacturer recommends cleaning the tiled surface with particular care. Cleaning should be done with a dry or slightly moistened cloth and a mild cleansing agent for glazed surfaces. In the case of gold or platinum decorated tiles, corrosive, abrasive, and surface-active agents cannot be used.
15. After receiving the parcel or picking up the order, the Customer is obliged to check the compliance of the received goods with the order and any additional subsequent arrangements. Checking the order is a must. Spread out all the elements and inspect the lying tiles in terms of completion, shades, and colouring. A surplus of ordered items will not be subject to refund.
16. The costs of shipping by courier are covered by the Customer.
17. Complaints regarding any non-conformities reported later than 7 days from the date of receipt will not be considered. The action of third parties and force majeure will be subject to a separate procedure after prior feedback to the Manufacturer, but no later than 24 hours from the date of receipt of delivery.
18. The Manufacturer remains the owner of the whole order until the entire invoice or bill is paid in the agreed form.
19. In the settlement of any disputes and complaints, the Customer and the Civil Code are always a party for the Manufacturer.
20. An advance payment is considered an acceptance of the terms and conditions of the Manufacturer

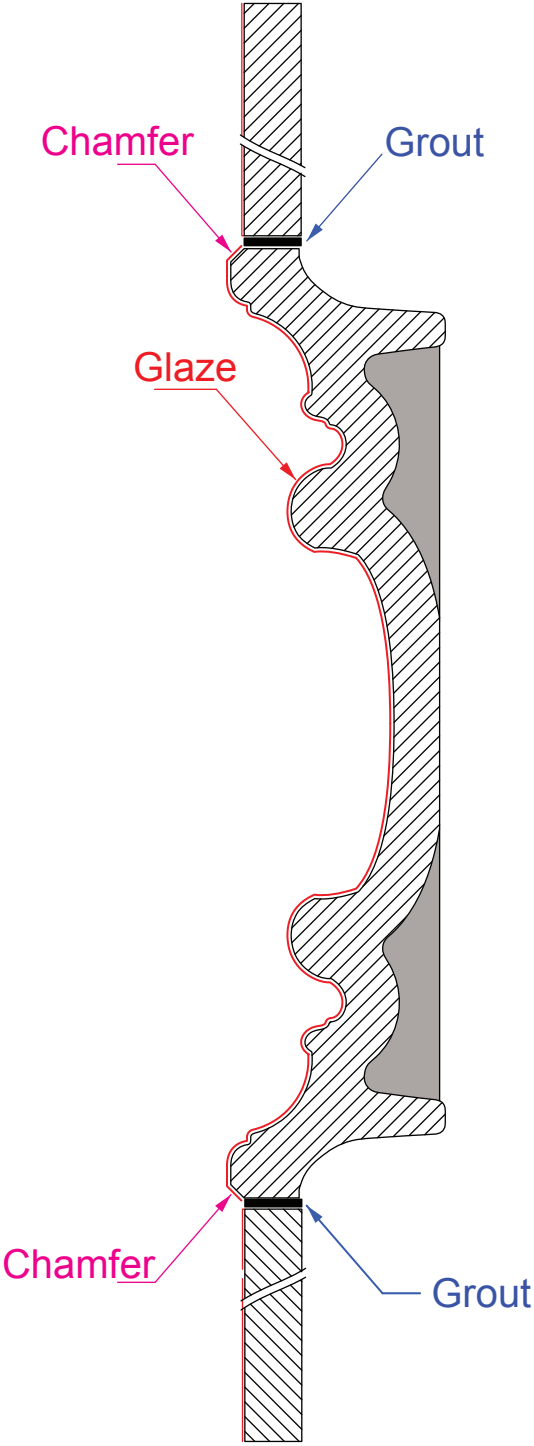
I have read and understood the product description and terms and conditions:

DATE AND SIGNATURE OF CUSTOMER


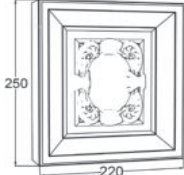

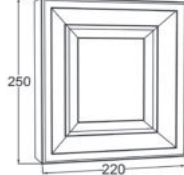



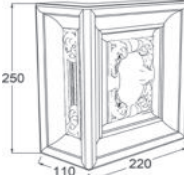

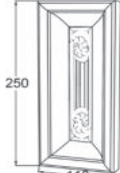

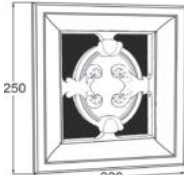

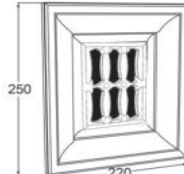

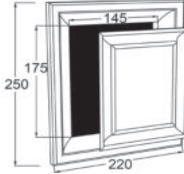
Manufacturer Kafel-Kar

  
Rafal Karny

# Ca01



## CLASSIC TILES New!

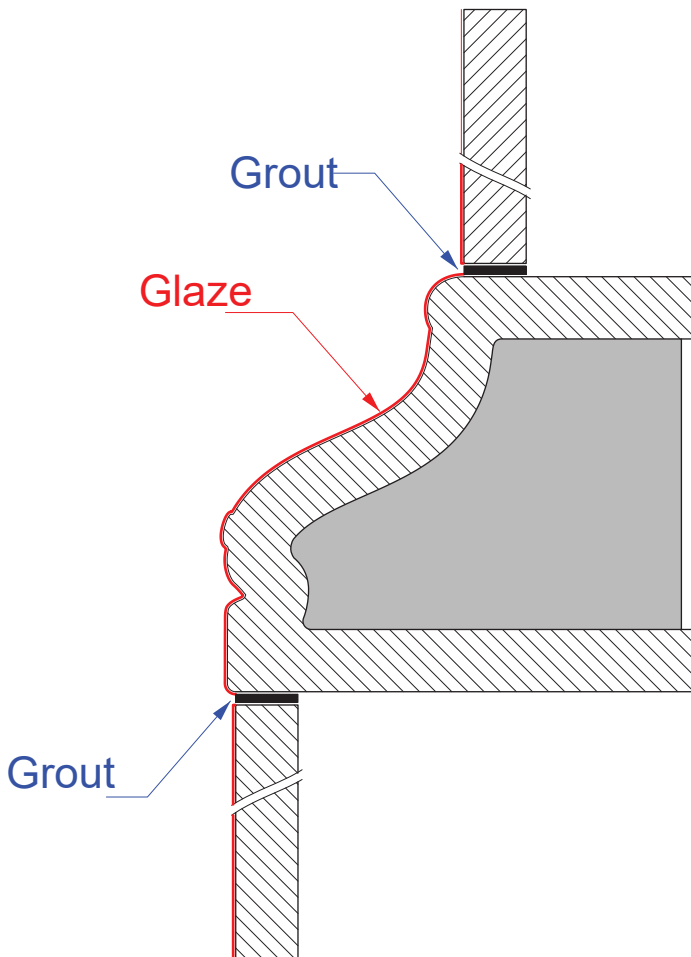
Symbol	Photo	Picture/dimensions [mm]	Full name/dimensions [mm]
Ca01			MIDDLE TILE 250 x 220 x 55
Ca02			MIDDLE TILE SMOOTH 250 x 220 x 55
Ca03			SHARP CORNER TILE 250 x 110 x 110
Ca04			SHARP CORNER TILE „L” 250 x 220 x 110
Ca05			HALF TILE ½ 250 x 110 x 55
Ca06			TILE MIDDLE W/ VENT 1 250 x 220 x 55
Ca07			TILE MIDDLE W/ VENT 2 250 x 220 x 55
Ca08			ACCESS TILE 250 x 220 x 55 (hole 145 x 175)

Tolerance in tile dimensions can be +/- 0.5% or less  
+23% (Value Added Tax) should be added to the prices given in the table

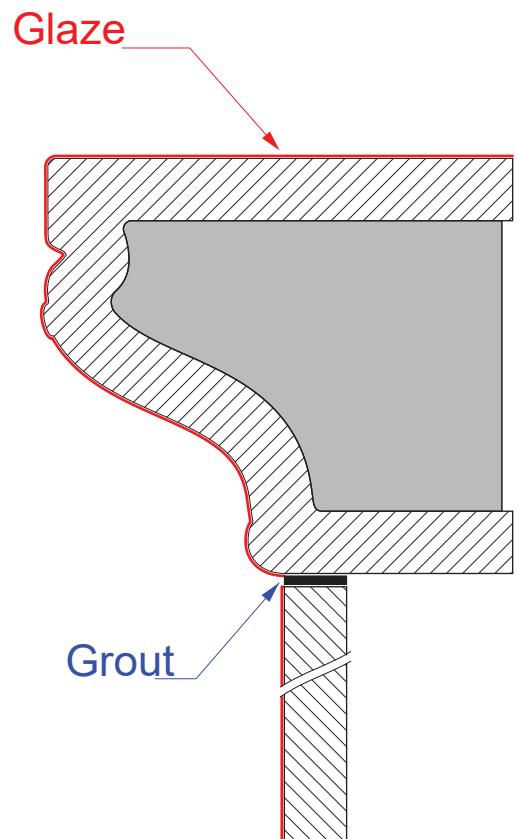
Ca13


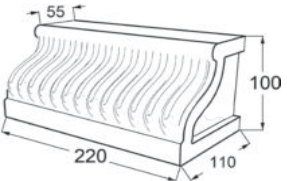

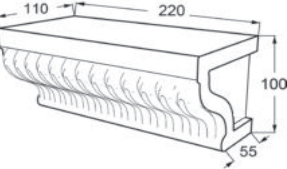

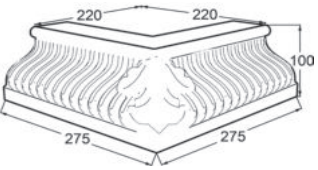

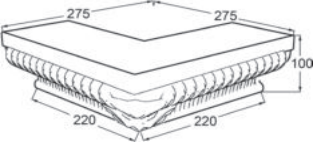

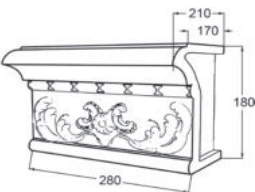

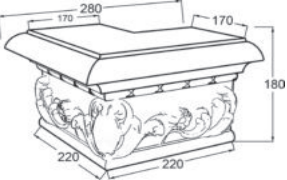

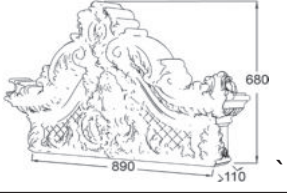

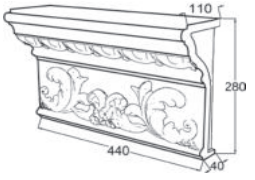

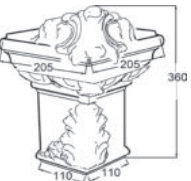


Ca09



Ca09/1



Symbol	Photo	Picture/dimensions [mm]	Full name/dimensions [mm]
Ca09			MIDDLE MANTEL 220 x 55 x 100, 220 x 110
Ca09/1			MIDDLE MANTEL 220 x 110, 220 x 55 x 100
Ca10			SHARP COVE CORNER MANTEL 220 x 220 x 100, 275 x 275
Ca10/1			SHARP COVE CORNER MANTEL 275 x 275, 220 x 220 x 100
Ca11			MIDDLE SHELF 280 x 170 x 180, 280 x 210
Ca12			SHARP CORNER SHELF 280 x 280 x 180 base 220 x 220 x 180 shelf 170 x 170
Ca13			CROWN WITH CORNERS 890 x 680 x 110
Ca14			MIDDLE CROWN MANTEL 440 x 280 x 110 Podstawa 440 x 40
Ca15			CROWN MANTEL CORNER base 110 x 110 top 205 x 205 total height 360

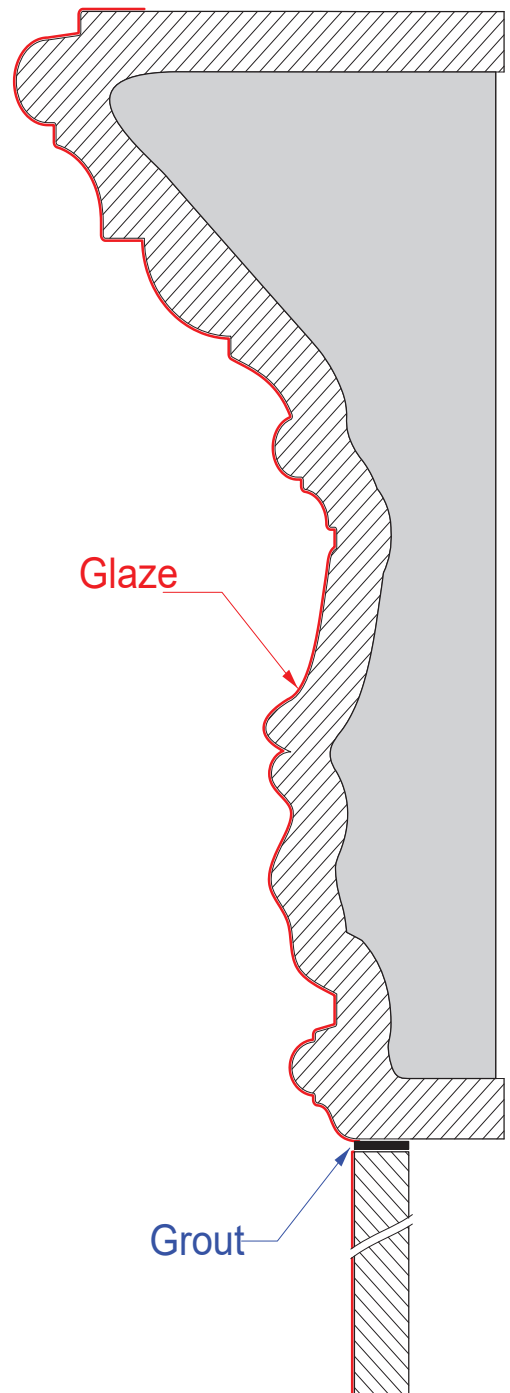
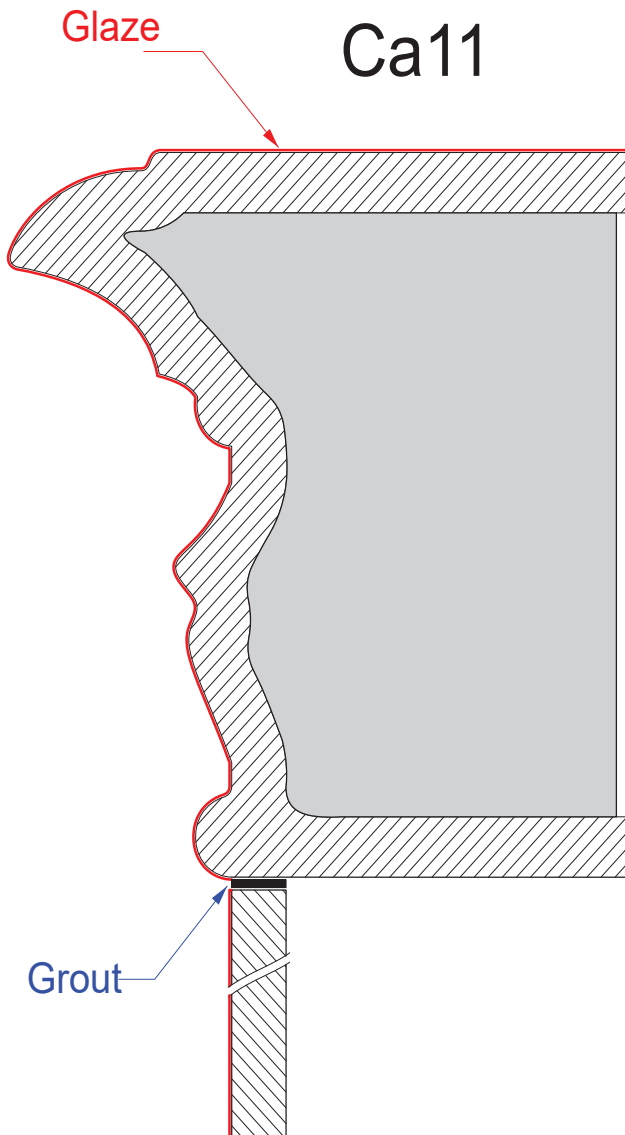
Tolerance in tile dimensions can be +/- 0.5% or less  
+23% (Value Added Tax) should be added to the prices given in the table




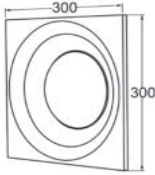

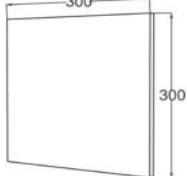

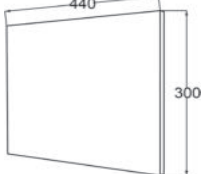

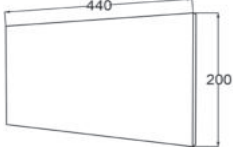

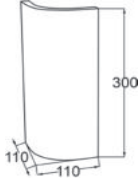



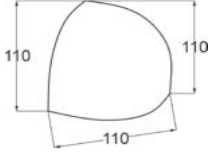
# Ca14



# Ca14




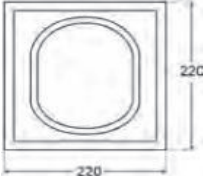

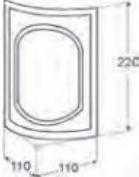



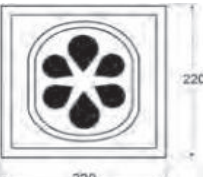

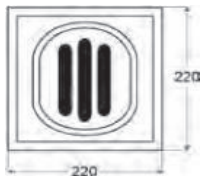

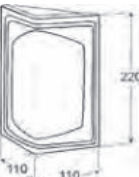

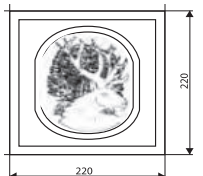


## ECHO STOVE – New !

Symbol	Photo	Picture/dimensions [mm]	Full name/dimensions [mm]
Ec01			MIDDLE TILE 300 x 300 x 55
Ec02			MIDDLE TILE I 300 x 300 x 20 (w/w flange)
Ec03			MIDDLE TILE II 440 x 300 x 20 (w/w flange)
Ec04			MIDDLE TILE III 440 x 200 x 20 (w/w flange)
Ec05			BULLNOSE CORNER TILE I 300 x 110 x 110
Gb07			BULLNOSE CORNER TILE 440 x 110 x 110
Gb08			CLOSING BULLNOSE CORNER TILE 110 x 110 x 110 (w/w flange)


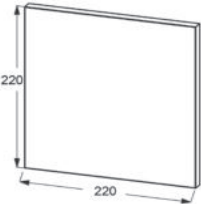

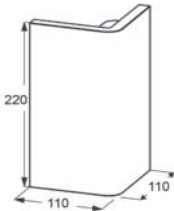

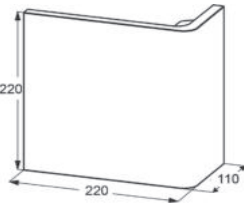

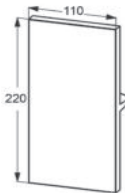

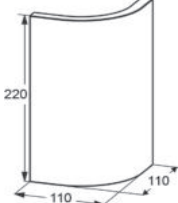

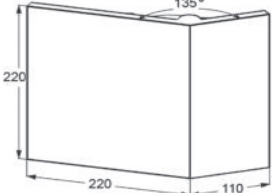

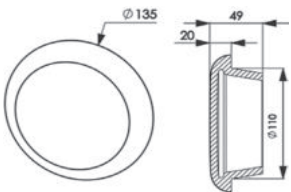

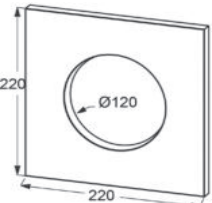
## BRAMA TILES

Symbol	Photo	Picture/dimensions [mm]	Full name/dimensions [mm]
Kb01			MIDDLE TILE 220 x 220 x 50
Kb02			BULLNOSE CORNER 220 x 110 x 110
Kb03			SHARP CORNER 220 x 110 x 110
Kb04			HALF 220 x 110 x 50
Kb05			MIDDLE W/ VENT 220 x 220 x 50
Kb06			DECORATIVE „OWL“ 220 x 220 x 50


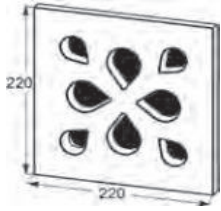

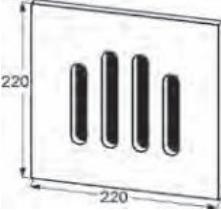

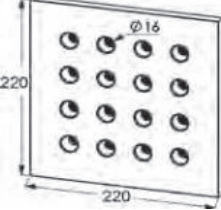



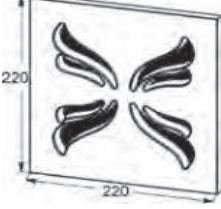





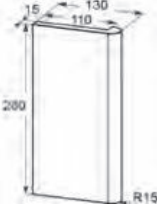
## TALERZ CIĘTY TILES


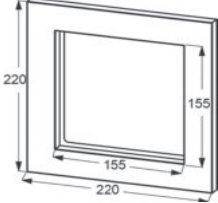

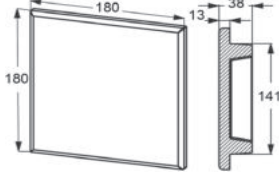

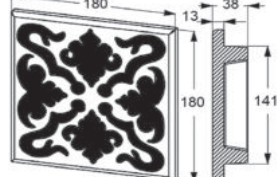

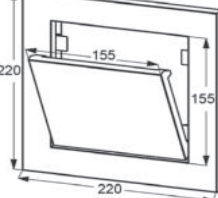

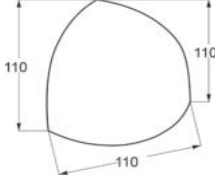
Symbol	Photo	Picture/dimensions [mm]	Full name/dimensions [mm]
Kt01			MIDDLE TILE 220 x 220 x 50
Kt02			BULLNOSE CORNER 220 x 110 x 110
Kt03			HALF 220 x 110 x 50
Kt04			MIDDLE W/ VENT 1 220 x 220 x 50
Kt05			MIDDLE W/ VENT 2 220 x 220 x 50
Kt06			SHARP CORNER 220 x 110 x 110
Kt07			DECORATIVE „DEER” 220 x 220 x 50
Kt08			DECORATIVE „OWL” 220 x 220 x 50

## GŁADKIE TILES

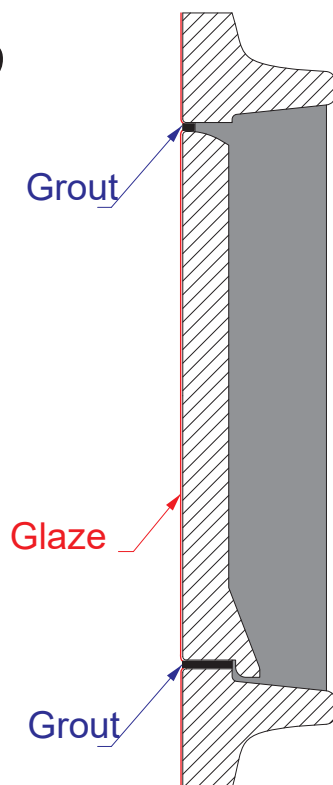
Symbol	Photo	Picture/dimensions [mm]	Full name/dimensions [mm]
Kp01			MIDDLE TILE 220 x 220 x 50
Kp02			SHARP CORNER TILE 220 x 110 x 110
Kp03			SHARP CORNER TILES L 220 x 220 x 110
Kp04			HALF TILE 220 x 110 x 50
Kp05			BULLNOSE CORNER TILE 220 x 220 x 110
Kp16			OBTUSE CORNER TILE 135° 220 x 220 x 110
Kp06			ROUND PLUG Ø135
Kp07			TILE W/ROUND HOLE Ø120 220 x 220 x 50 Kp06 plug available (Smooth tiles)




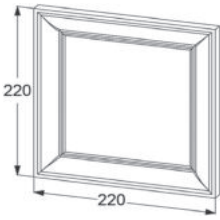

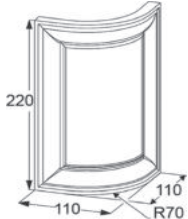

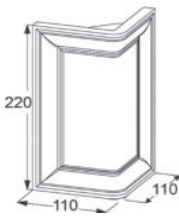

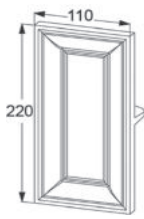

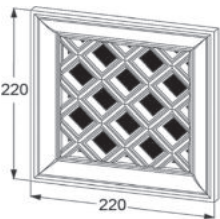

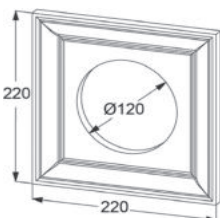

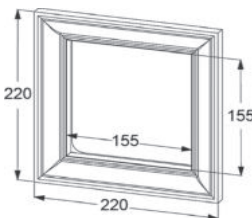
Kp08			TILE MIDDLE W/ VENT 1 220 x 220 x 50
Kp09			TILE MIDDLE W/ VENT 2 220 x 220 x 50
Kp10			TILE MIDDLE W/ VENT 3 220 x 220 x 50
Kp17			TILE MIDDLE W/ VENT 4 220 x 220 x 50
Kp18			TILE MIDDLE W/ VENT 5 220 x 220 x 50
Kp11/ K02			MIDDLE PLATE TILE 220 x 220 x 14
Kp12			MIDDLE PLATE TILE 250 x 220 x 14
Kp13			CORNER MOLDING TILE 280 x 130 x 30

Kp14			<p>TILE W/ SQUARE HOLE 155 x 155, 220 x 220 x 50 Kp15 plug available (Smooth tiles)</p>
Kp15			<p>SQUARE PLUG TILE 180 x 180 x 38</p>
Kp15a			<p>SQUARE PLUG TILE W/VENT 180 x 180 x 38</p>
Kp19			<p><b>New !</b> ACCESS TILE 220 x 220 x 50 (hole 155 x 155)</p>
Kp20			<p><b>New !</b> CLOSING CORNER BULLNOSE TILE 110 x 110 x 110 (w/w flange)</p>

Kp19



## RAMKOWE TILES

Symbol	Photo	Picture/dimensions [mm]	Full name/dimensions [mm]
Ra01			MIDDLE PLATE TILE 220 x 220 x 50
Ra02			BULLNOSE CORNER TILE 220 x 110 x 110
Ra03			SHARP CORNER TILE 220 x 110 x 110
Ra04			HALF TILE 220 x 110 x 50
Ra05			TILE MIDDLE W/ VENT 220 x 220 x 50
Ra06			TILE W/ ROUND HOLE Ø120 220 x 220 x 50 Kp06 plug available (Smooth tiles)
Ra07			TILE W/ SQUARE HOLE 155 x 155, 220 x 220 x 50 Kp15 plug available (Smooth tiles)
















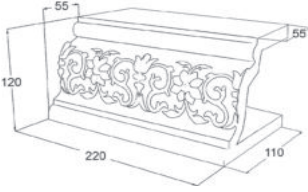



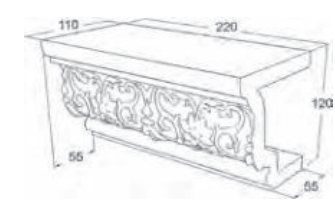

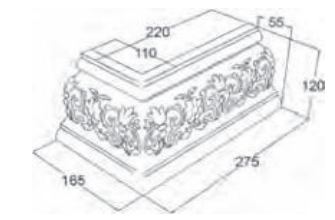

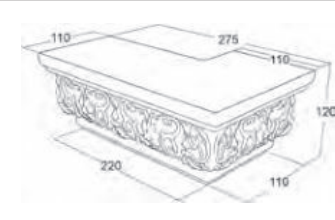

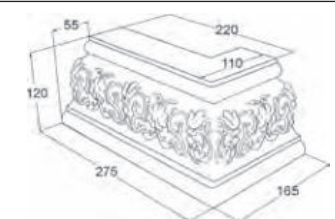

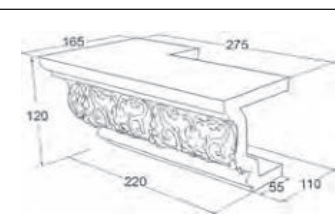



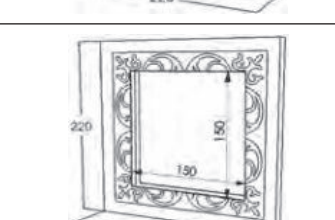




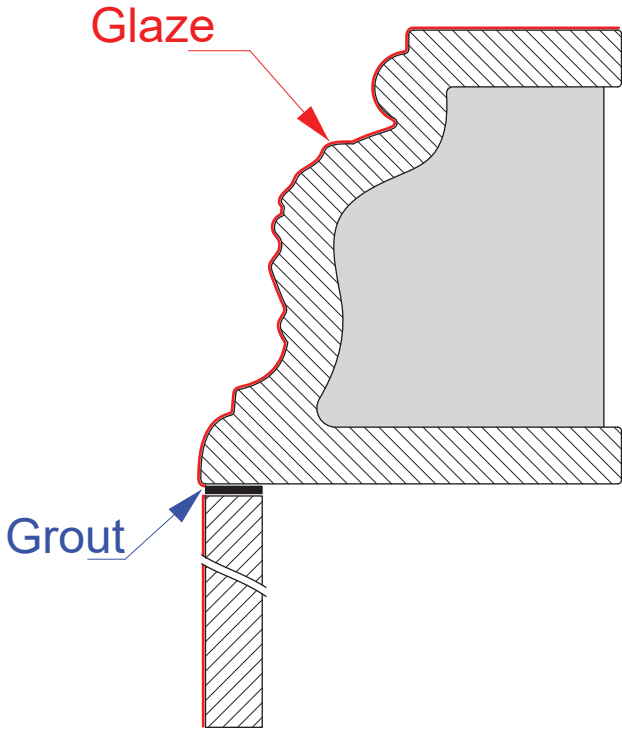


## DWORSKIE TILES

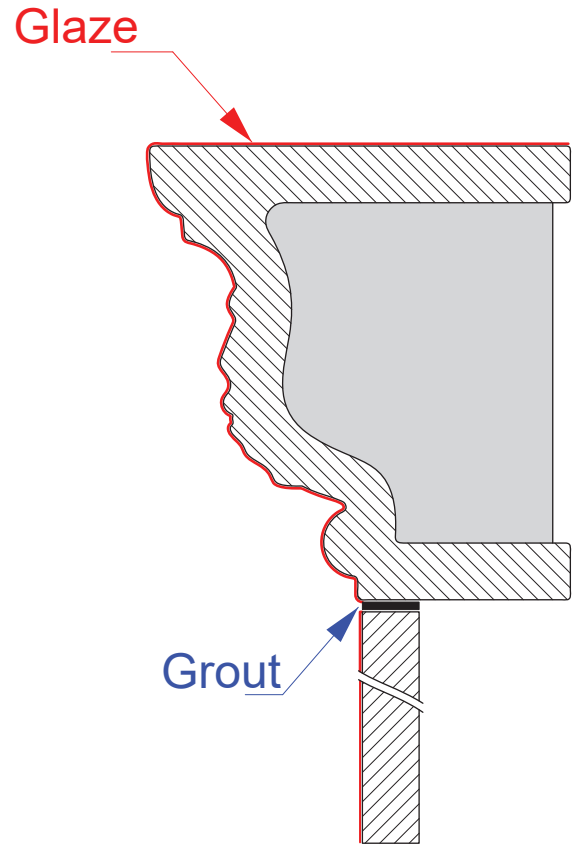
Symbol	Photo	Picture/dimensions [mm]	Full name/dimensions [mm]
Dw01			MIDDLE TILE 220 x 220 x 50
Dw02			SHARP CORNER TILE 220 x 110 x 110 attention R-2
Dw03			SHARP CORNER TILE L 220 x 220 x 110 attention R-2
Dw04			HALF TILE 220 x 110 x 50
Dw05			TILE MIDDLE W/ VENT 220 x 220 x 50
Dw06			SHARP CORNER TILE 1/2 L 220 x 110 x 110 attention R-2
Dw07			MIDDLE MANTEL 220 x 120 x 110

Dw07/1			MIDDLE MANTEL 220 x 120 x 110
Dw09L			CORNER MANTEL 220 x 110 x 120, 275 x 165 attention R-2
Dw09L/1			CORNER MANTEL 275 x 165, 220 x 110 x 120 attention R-2
Dw09P			CORNER MANTEL 220 x 110 x 120, 275 x 165 attention R-2
Dw09P/1			CORNER MANTEL 275 x 165, 220 x 110 x 120 attention R-2
Dw10			<b>New !</b> TILE W/ ROUND HOLE Ø120 220 x 220 x 50 Kp06 plug available (Smooth tiles)
Dw11			<b>New !</b> TILE W/ SQUARE HOLE 150 x 150, 220 x 220 x 50 Kp15 plug available (Smooth tiles)

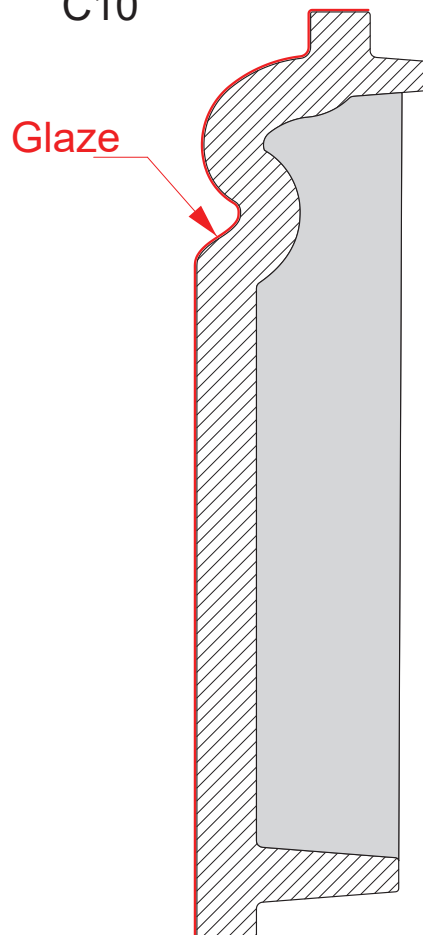
Dw07


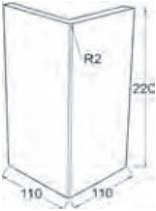

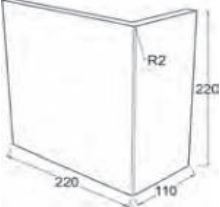

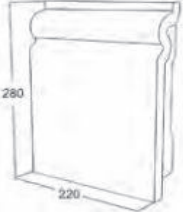

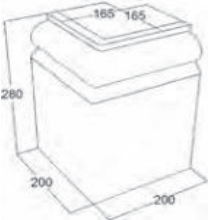




Dw07/1




C10



Symbol	Photo	Picture/dimensions [mm]	Full name/dimensions [mm]
Dw12			<b>New!</b> SHARP CORNER TILE 220 x 110 x 110 attention R-2, (Smooth tiles)
Dw13			<b>New!</b> SHARP CORNER TILES L 220 x 220 x 110 attention R-2, (Smooth tiles)
C10			MANSION BASIC PLINTH 220 x 280 x 70
C11			MANSION CORNER PLINTH 165 x 165 x 280, 200 x 200
C12			<b>New!</b> MANSION BASIC PLINTH W/ VENT 220 x 280 x 70


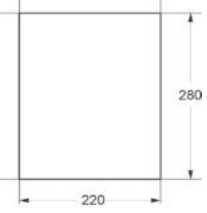

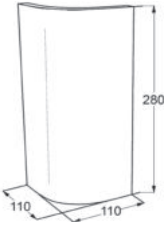

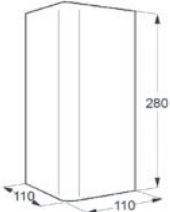

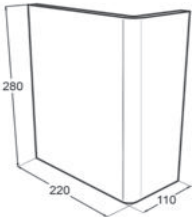



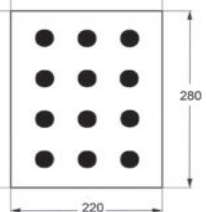

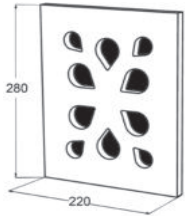





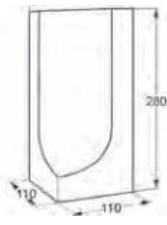



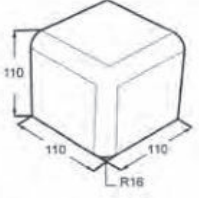

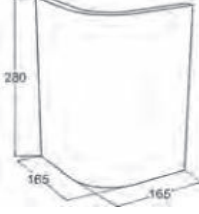

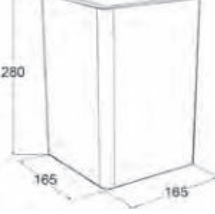

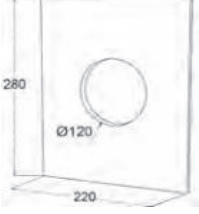

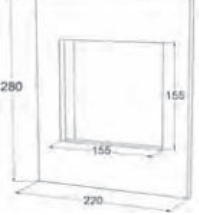



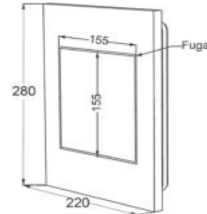

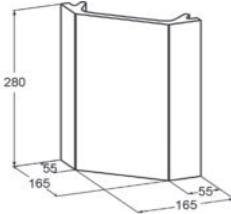

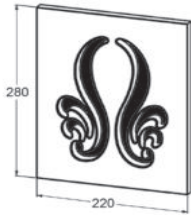

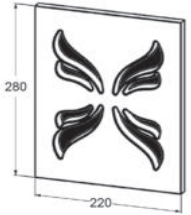






## FORMAT28 TILES



Symbol	Photo	Picture/dimensions [mm]	Full name/dimensions [mm]
Fm01			MIDDLE TILE 280 x 220 x 50
Fm02			BULLNOSE CORNER TILE 280 x 110 x 110
Fm03			SHARP CORNER TILE 280 x 110 x 110
Fm14			SHARP CORNER TILE L 280 x 220 x 110
Fm04			HALF TILE ½ 280 x 110 x 50
Fm05			TILE MIDDLE W/ VENT 1 280 x 220 x 50
Fm11			TILE MIDDLE W/ VENT 2 280 X 220 X 50

















Fm06			SHARP FLAT CORNER TILE 280 x 110 x 110
Fm07			BEVELED CORNER TILE 280 x 110 x 110
Fm08			CLOSING CORNER TILE 110 x 110 x 110 (w/w fange)
Fm09			BULLNOSE CORNER TILE 280 x 165 x 165
Fm10			SHARP CORNER TILE 280 x 165 x 165
Fm12			TILE W/ ROUND HOLE Ø120 280 x 220 x 50 Kp06 plug available (Smooth tiles)
Fm13			TILE W/ SQUARE HOLE 155 x 155, 280 x 220 x 50 Kp15, Kp15a plug available (Smooth tiles)

Fm15			<b>New !</b> ACCESS TILE 280 x 220 x 50 (HOLE 155 x 155)
Fm16			<b>New!</b> BEVELED CORNER TILE 280 x 165 x 165
Fm17			<b>New !</b> TILE MIDDLE W/ VENT 3 280 x 220 x 50
Fm18			<b>New !</b> TILE MIDDLE W/ VENT 4 280 x 220 x 50
Fm19			<b>New !</b> MIDDLE PLATE TILE 280 x 220 x 14
Fm20			<b>New !</b> DECORATIV TILE „ARCHANGEL“ 280 x 220 x 50

## OGARKI TILES

Symbol	Photo	Picture/dimensions [mm]	Full name/dimensions [mm]
Og01			MIDDLE TILE 280 x 220 x 50

Og02			BULLNOSE CORNER TILE 280 x 110 x 110
Og03			SHARP CORNER TILE 280 x 110 x 110
Og04			HALF TILE ½ 280 x 110 x 50
Og05			BULLNOSE CORNER TILE 280 x 165 x 165
Og06			SHARP CORNER TILE 280 x 165 x 165
Og07			TILE MIDDLE W/ VENT 280 x 220 x 50
Og08			TILE W/ ROUND HOLE Ø120 280 x 220 x 50 Kp06 plug available (Smooth tiles)

Tolerance in tile dimensions can be +/- 0.5% or less  
+23% (Value Added Tax) should be added to the prices given in the table




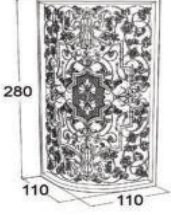

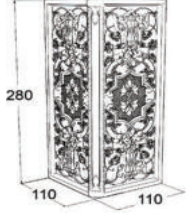

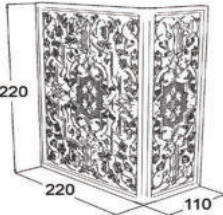





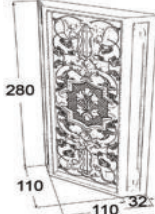











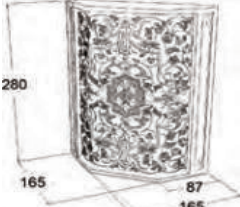

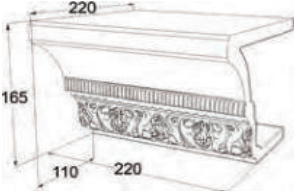

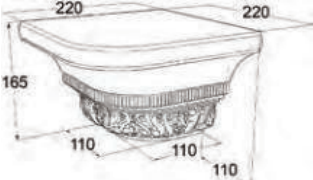

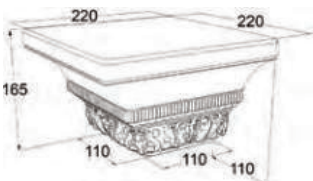




## VINTAGE TILES

Symbol	Photo	Picture/dimensions [mm]	Full name/dimensions [mm]
V01			MIDDLE TILE 280 x 220 x 50
V02			BULLNOSE CORNER TILE 280 x 110 x 110
V03			SHARP CORNER TILE 280 x 110 x 110
V04			SHARP CORNER TILE L 280 x 220 x 110
V05			HALF TILE 1/2 280 x 110 x 50
V06			TILE MIDDLE W/ VENT 280 x 220 x 50
V07			BEVELED CORNER TILE 280 x 110 x 110



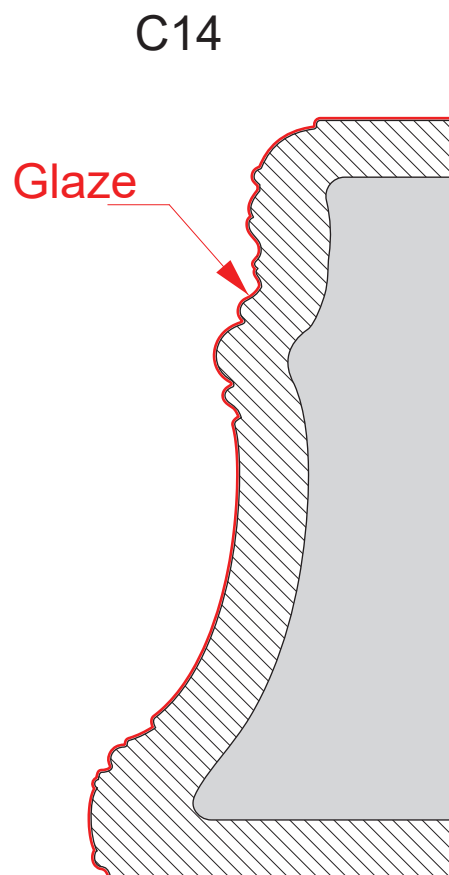
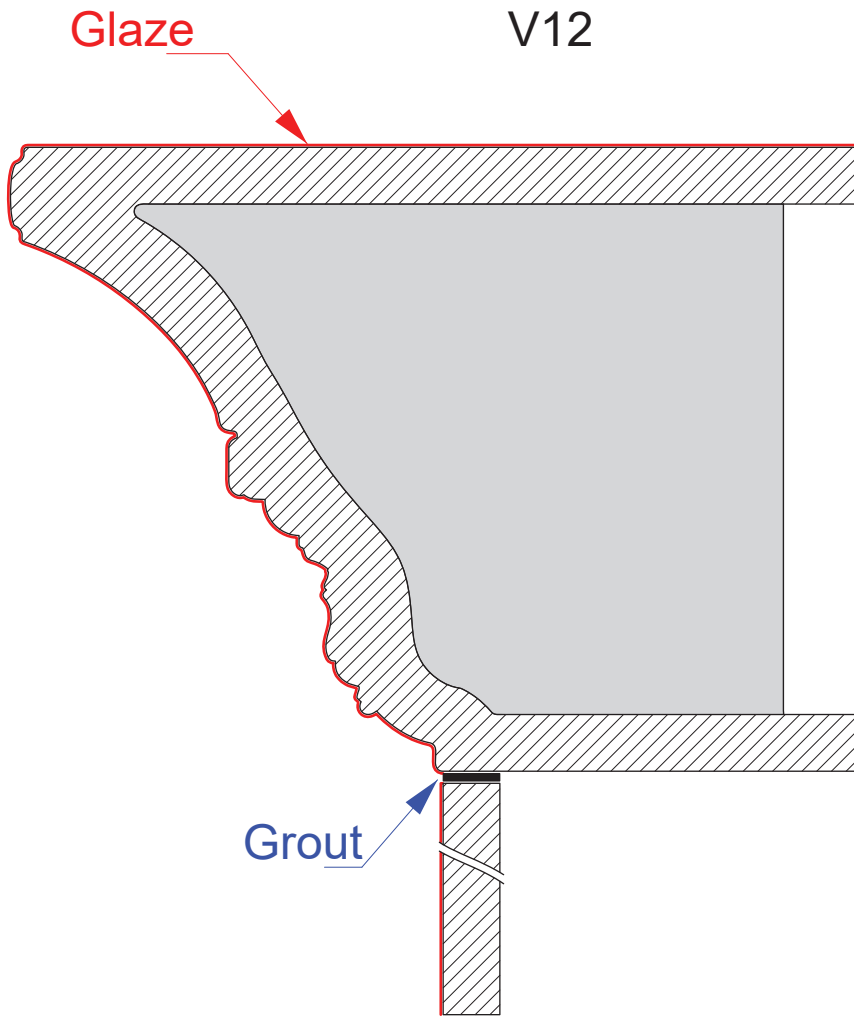
V08			QUARTER ¼ 280 x 55
V09			BULLNOSE CORNER TILE 280 x 165 x 165
V10			SHARP CORNER TILE 280 x 165 x 165
V11			BEVELED CORNER TILE 280 x 165 x 165
V12			PÓŁKA ŚRODKOWA 220 x 165 x 220
V13			BULLNOSE CORNER SHELF 220 x 220, 110 x 110 x 165
V14			SHARP CORNER SHELF 220 x 220, 110 x 110 x 165




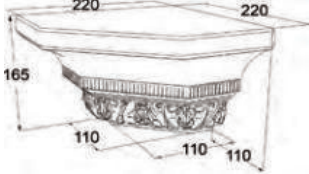

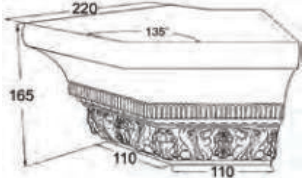

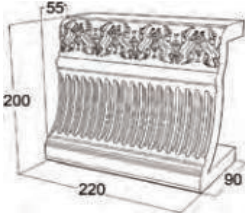

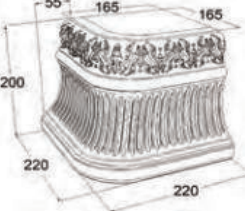

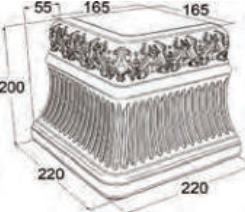

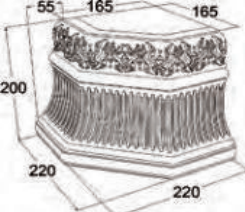

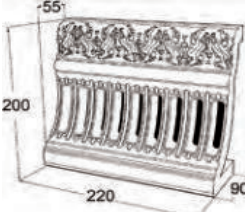

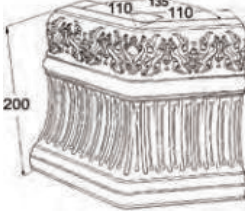





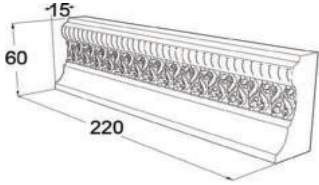

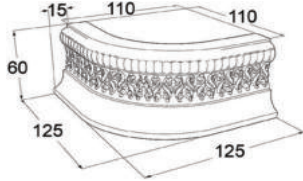

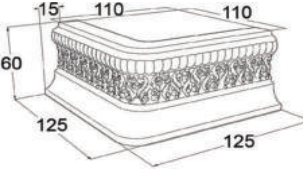

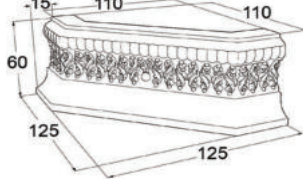




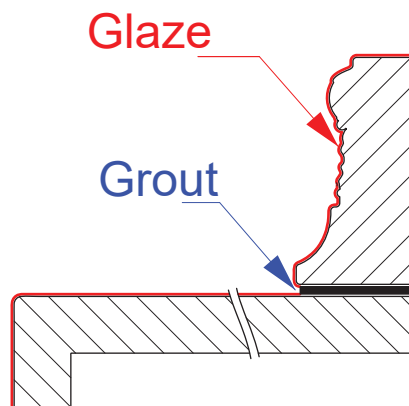


Symbol	Photo	Picture/dimensions [mm]	Full name/dimensions [mm]
V15			FLAT CORNER TILE 220 x 220, 110 x 110 x 165
V16			<b>New!</b> SHARP CORNER TIL 135° 220 x 220, 110 x 110 x 165
C14			BASIC PLINTH VINTAGE 220 x 200 x 90
C15			BULLNOSE CORNER PLINTH VINTAGE 165 x 165 x 200, 220 x 220
C16			SHARP CORNER PLINTH VINTAGE 165 x 165 x 200, 220 x 220
C17			FLAT CORNER PLINTH VINTAGE 165 x 165 x 200, 220 x 220
C18			BASIC W/ VENT PLINTH VINTAGE 220 x 200 x 90
C19			<b>New!</b> SHARP CORNER PLINTH VINTAGE 135° 110 x 110 x 200


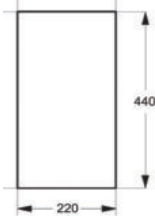











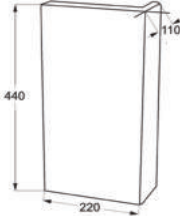
Tolerance in tile dimensions can be +/- 0.5% or less  
+23% (Value Added Tax) should be added to the prices given in the table

Symbol	Photo	Picture/dimensions [mm]	Full name/dimensions [mm]
Ld13			MIDDLE MOLDING VINTAGE 220 x 60
Ld14			BULLNOSE CORNER MOLDING VINTAGE 110 x 110 x 60
Ld15			MIDDLE SHARP MOLDING VINTAGE 110 x 110 x 60
Ld16			FLAT CORNER MOLDING VINTAGE 110 x 110 x 60

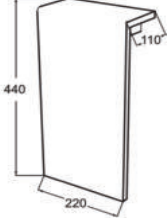

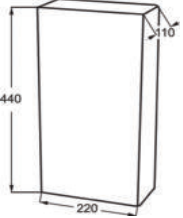

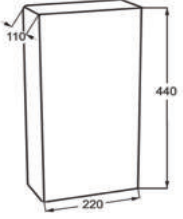

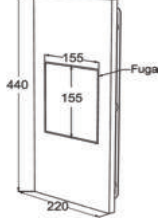


Ld13

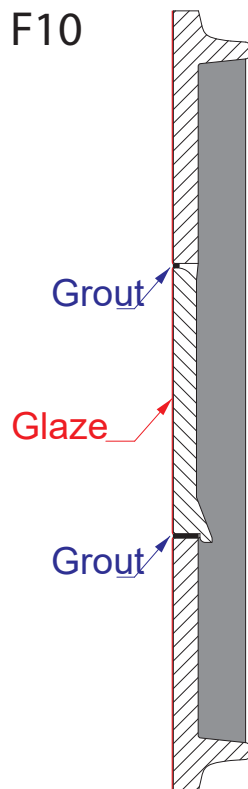


## FORMAT44 TILES


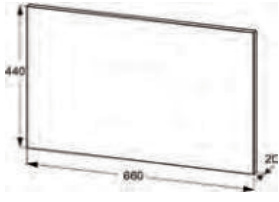



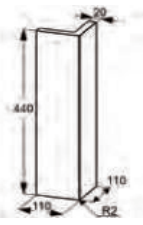



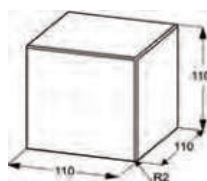



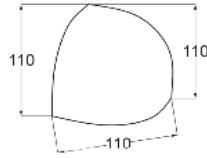
Symbol	Photo	Picture/dimensions [mm]	Full name/dimensions [mm]
F01			MIDDLE TILE 440 x 220 x 50
F02			BULLNOSE CORNER TILE 440 x 110 x 110
F03			SHARP CORNER TILE 440 x 110 x 110
F04			HALF TILE 1/2 440 x 110 x 50
F05			TILE MIDDLE W/ VENT 1 440 x 220 x 50
F09			<b>New !</b> TILE MIDDLE W/ VENT 2 440 x 220 x 50
F06			SHARP CORNER TILE L 440 x 220 x 110

Tolerance in tile dimensions can be +/- 0.5% or less  
+23% (Value Added Tax) should be added to the prices given in the table

Symbol	Photo	Picture/dimensions [mm]	Full name/dimensions [mm]
F07			SHARP CORNER TILE L PATTERN II, 440 x 220 x 110
F08P			LEFT CLOSING CORNER TILE 440 x 220 x 110
F08L			RIGHT CLOSING CORNER TILE 440 x 220 x 110
F10			<b>New!</b> ACCESS TILE 440 x 220 x 50 (Hole 155 x 155)
F11			<b>New!</b> MIDDLE PLATE TILE 440 x 220 x 14


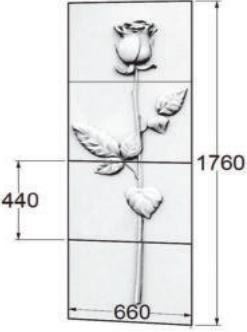




## GABARYT TILES

Symbol	Photo	Picture/dimensions [mm]	Full name/dimensions [mm]
Gb02			<b>New !</b> MIDDLE TILE 660 x 440 x 20 (w/w flange)
Gb03			<b>New !</b> MIDDLE TILE 440 x 440 x 20 (w/w flange)
Gb04			<b>New !</b> SHARP CORNER TILE 440 x 110 x 110, R2 (w/w flange)
Gb05			<b>New !</b> MIDDLE CLOSING TILE 660 x 110 x 110, R2 (w/w flange)
Gb06			<b>New !</b> CLOSING CORNER TILE 110 x 110 x 110, R2 (w/w flange)
Gb07			<b>New !</b> BULLNOSE CORNER TILE 440 x 110 x 110 (w/w flange)
Gb08			<b>New !</b> BULLNOSE CLOSING CORNER TILE 110 x 110 x 110 (w/w flange)



## RÓŻA, RAJSKI PTAK TILE SETS


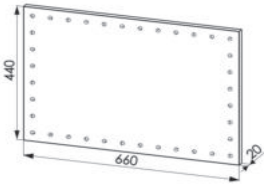

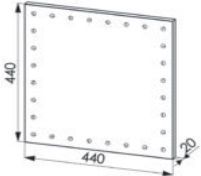

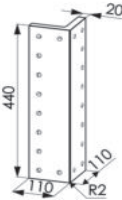



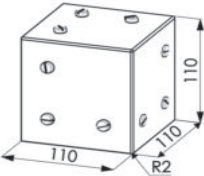
Symbol	Photo	Picture/dimensions [mm]	Full name/dimensions [mm]
Gb_A			<b>New !</b> ROSE Tile set 4 pcs. 660 x 440 x 20 (w/w flange)
Gb_B			<b>New !</b> PARADISE BIRD Tile set 8 pcs. (w/w flange) 440 x 440 x 20







## MILITARY TILES

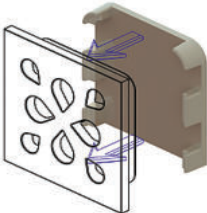
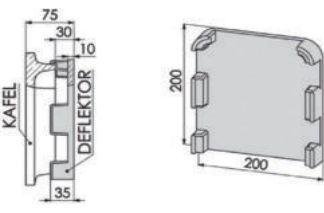
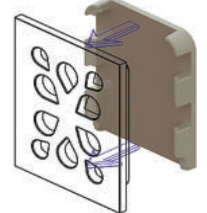
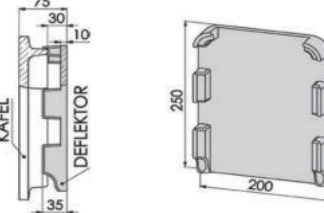
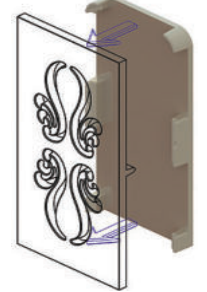
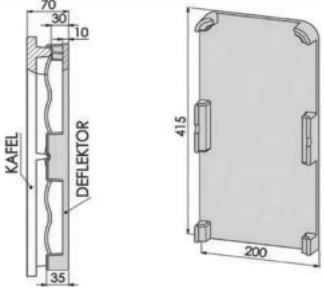
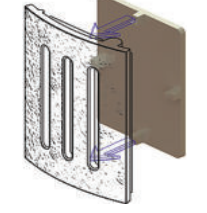
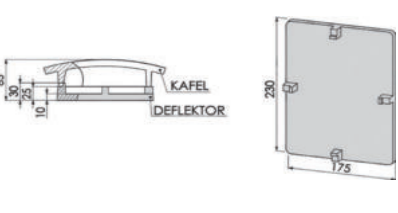
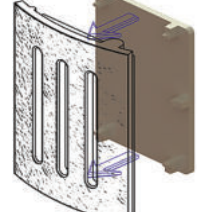
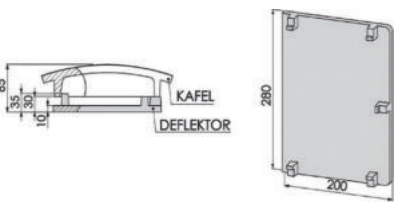
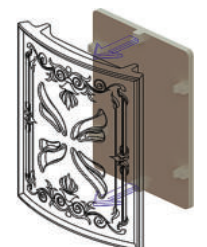
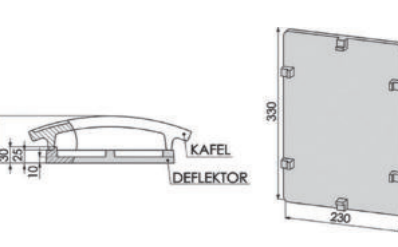
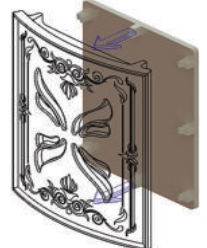
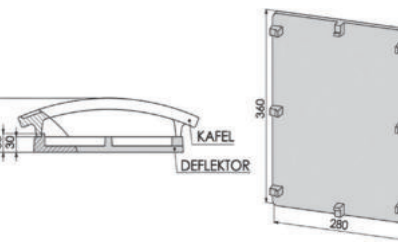
Symbol	Photo	Picture/dimensions [mm]	Full name/dimensions [mm]
Gm01			<b>New !</b> MIDDLE TILE 660 x 440 x 20 (w/w flange)
Gm02			<b>New !</b> MIDDLE TILE 440 x 440 x 20 (w/w flange)
Gm03			<b>New !</b> SHARP CORNER TILE 440 x 110 x 110, R2 (w/w flange)
Gm04			<b>New !</b> MIDDLE CLOSING TILE 660 x 110 x 110, R2 (w/w flange)
Gm05			<b>New !</b> BULLNOSE CLOSING CORNER TILE 110 x 110 x 110, R2 (w/w flange)




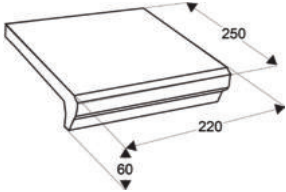

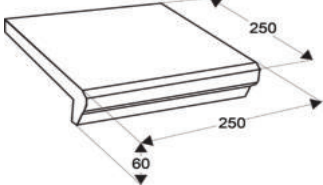

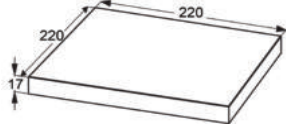

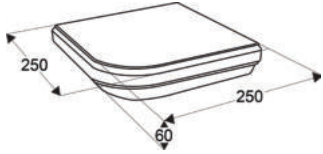

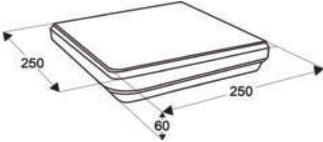

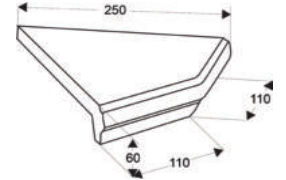


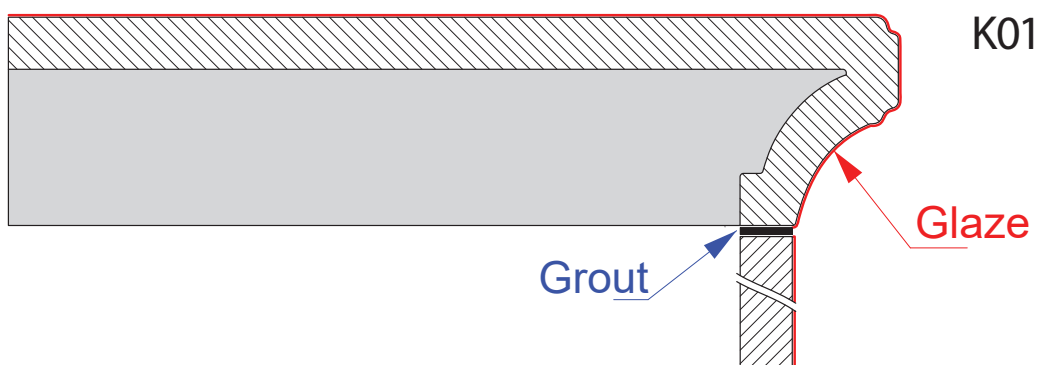


# DEFLEKTORY

Symbol	Photo	Picture/dimensions [mm]	Full name/dimensions [mm]
Df01			<b>New !</b> TILE BAFFLE PLATE 220 200 x 200 x 35 Tiles w/ vent: Kb05, Kp08, Kp09, Kp10, Kp17, Kp18, Kt04, Kt05, Dw05, Ra05, Z14
Df02			<b>New !</b> BTILE BAFFLE PLATE 280 250 x 200 x 35 Tiles w/ vent: Fm05, Fm11, Og07, V06, OrM07
Df03			<b>New !</b> TILE BAFFLE PLATE 440 415 x 200 x 35 Tiles w/ vent: F05, F09
Df04			<b>New !</b> TILE BAFFLE PLATE Ko09 Tiles w/ vent: 230 x 175 x 30
Df05			<b>New !</b> TILE BAFFLE PLATE Ko10 Tiles w/ vent: 280 x 200 x 30
Df06			<b>New !</b> TILE BAFFLE PLATE Or12 Tiles w/ vent: 330 x 230 x 35
Df07			<b>New !</b> TILE BAFFLE PLATE Or15 Tiles w/ vent: 360 x 280 x 35


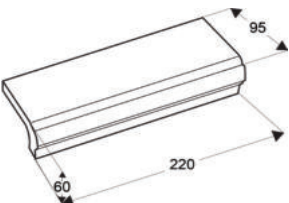

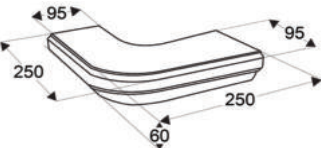

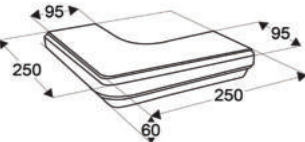

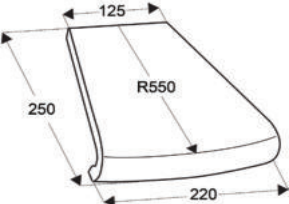

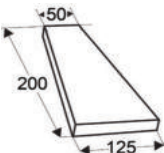

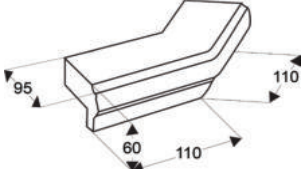
## PÓŁKI 6 TILES

Symbol	Photo	Picture/dimensions [mm]	Full name/dimensions [mm]
K01			MIDDLE SHELF 220 x 250 x 60
K01/1			MIDDLE SHELF 250 x 250 x 60
K02/ Kp11			CLOSING CORNER SHELF 220 x 220 x 17
K03			BULLNOSE CORNER SHELF 250 x 250 x 60
K04			SHARP CORNER SHELF 250 x 250 x 60
K05			SHARP FLAT CORNER SHELF 135° 110 x 110 x 60


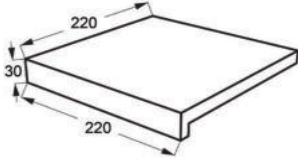

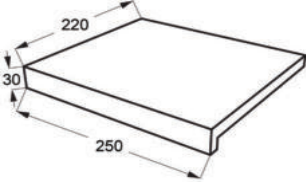

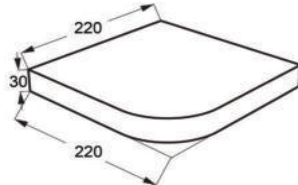



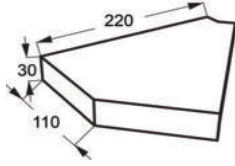


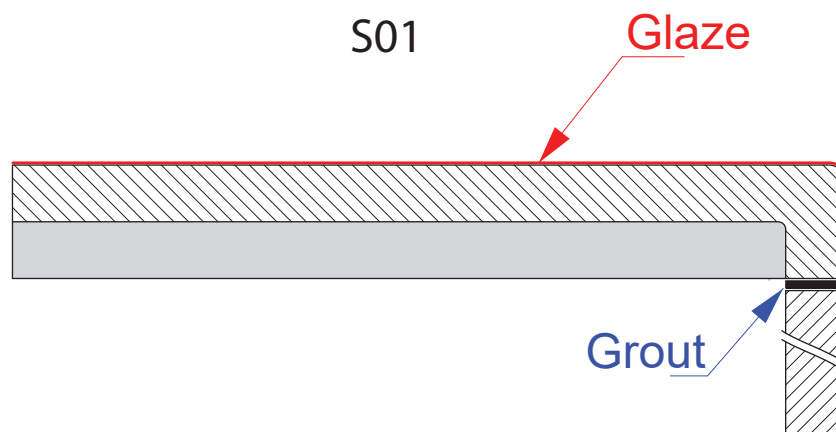
Tolerance in tile dimensions can be +/- 0.5% or less  
+23% (Value Added Tax) should be added to the prices given in the table

## WIĘCOWE 6 TILES

Symbol	Photo	Picture/dimensions [mm]	Full name/dimensions [mm]
K06			MIDDLE CROWN TILE 220 x 95 x 60
K07			BULLNOSE CORNER CROWN TILE 250 x 250 x 60
K08			SHARP CORNER CROWN TILE 250 x 250 x 60
K09			SHELF R 550 220 x 250 x 125
K10			SHELF ELEMENT R 550, 125 x 200 x 50
K11			SHARP FLAT CORNER TILE 135 110 x 110 x 60

## SLIM 3 SHELF TILES


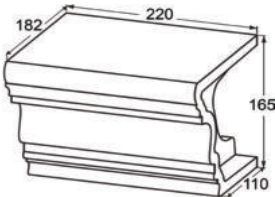

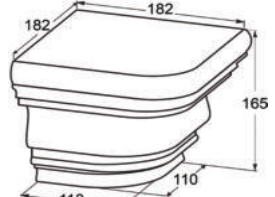

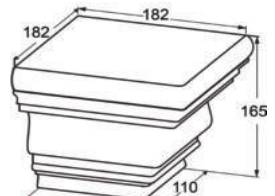

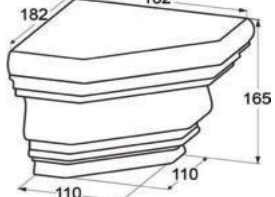
Symbol	Photo	Picture/dimensions [mm]	Full name/dimensions [mm]
S01			MIDDLE SHELF 220 x 220 x 30
S02			MIDDLE SHELF 250 x 220 x 30
S03			BULLNOSE CORNER SHELF 220 x 220 x 30
S04			SHARP CORNER SHELF 220 x 220 x 30
S05			SHARP FLAT CORNER SHELF 135° 110 x 110 x 30

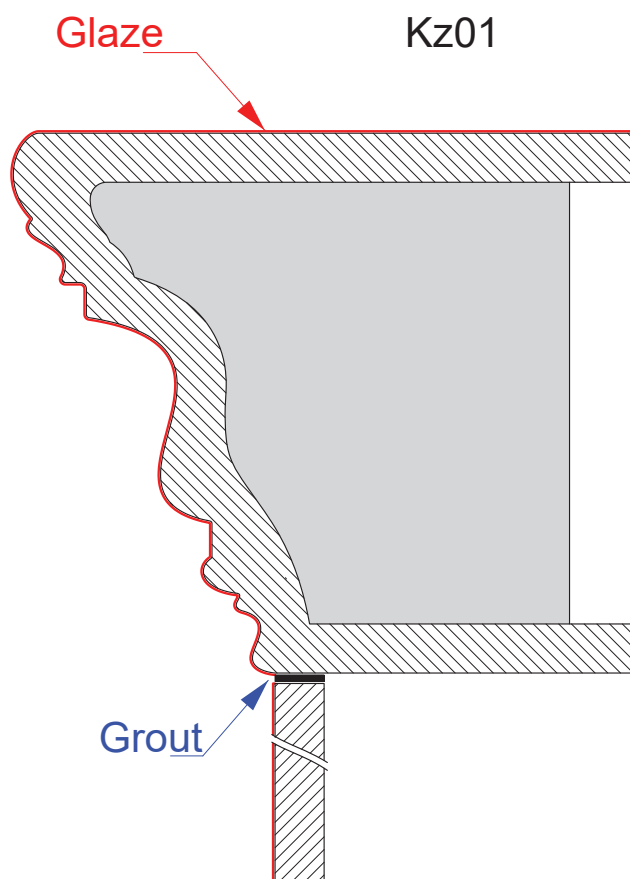


Tolerance in tile dimensions can be +/- 0.5% or less  
+23% (Value Added Tax) should be added to the prices given in the table


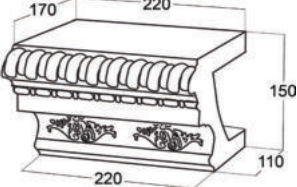

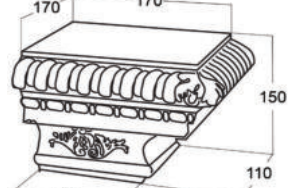


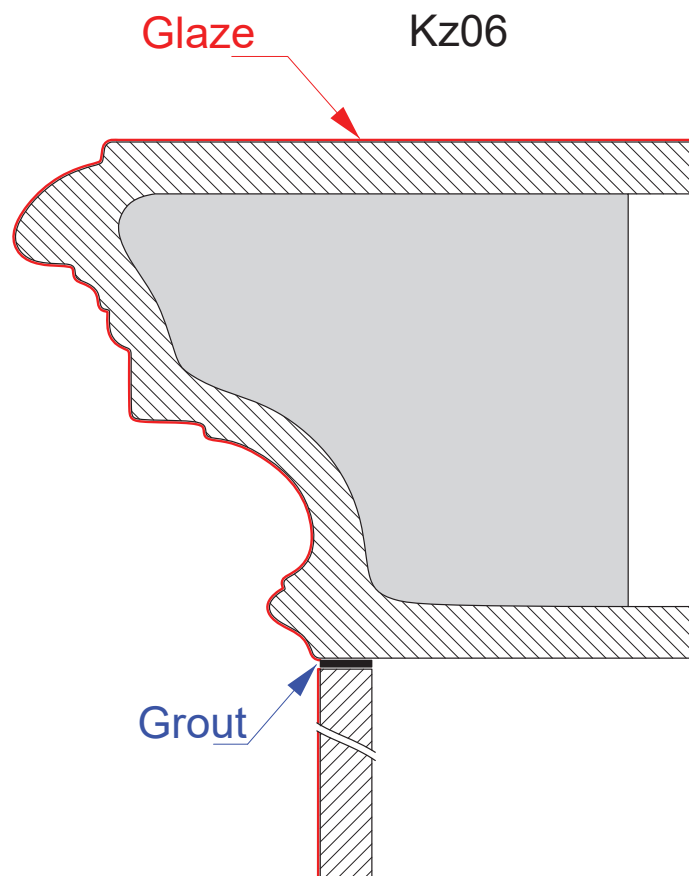
## WYSOKIE SHELF TILES

Symbol	Photo	Picture/dimensions [mm]	Full name/dimensions [mm]
Kz01			<b>New !</b> MIDDLE SHELF 220 x 182 x 165 <b>SMOOTH</b>
Kz02			<b>New !</b> BULLNOSE CORNER SHELF 182 x 182 x 165, 110 x 110 <b>SMOOTH</b>
Kz03			<b>New !</b> SHARP CORNER SHELF 182 x 182 x 165, 110 x 110 <b>SMOOTH</b>
Kz04			<b>New !</b> SHARP FLAT CORNER SHELF 182 x 182 x 165, 110 x 110 <b>SMOOTH</b>


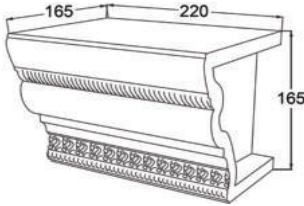

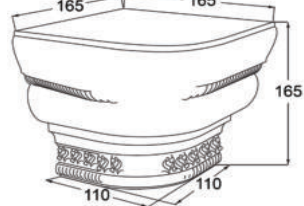
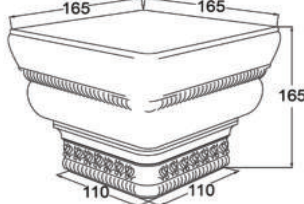

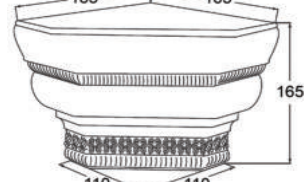


## SECESSION SHELF TILES

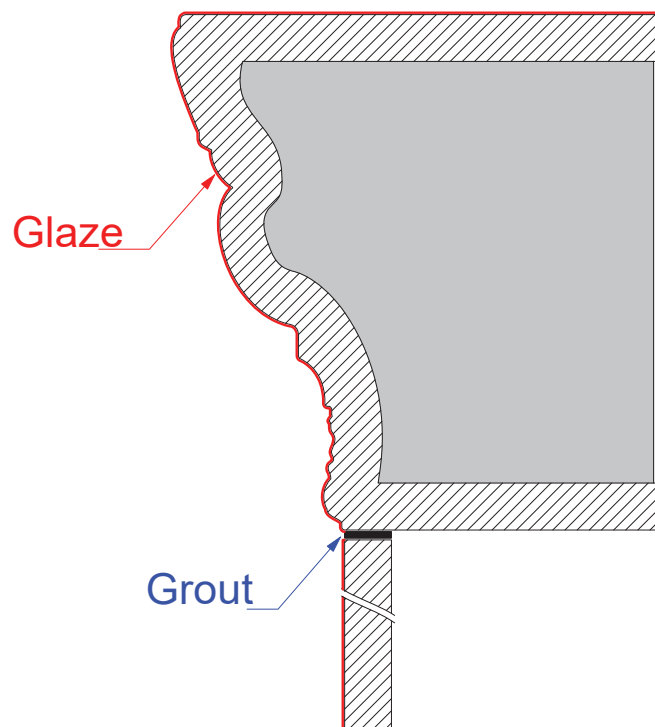
Symbol	Photo	Picture/dimensions [mm]	Full name/dimensions [mm]
Kz06			MIDDLE SHELF 220 x 170 x 150, 220 x 110
Kz07			SHARP CORNER SHELF 170 x 170 x 150, 110 x 110




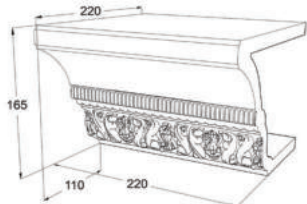

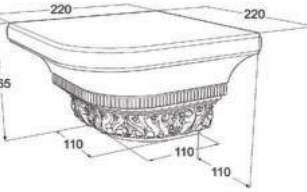

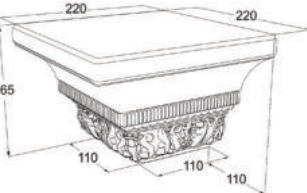

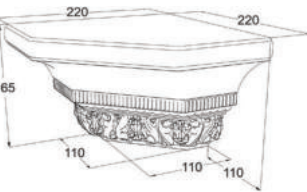

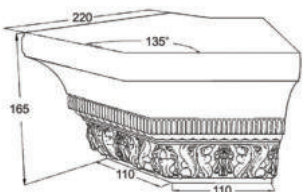
## ZDOBIONE SHELF TILES

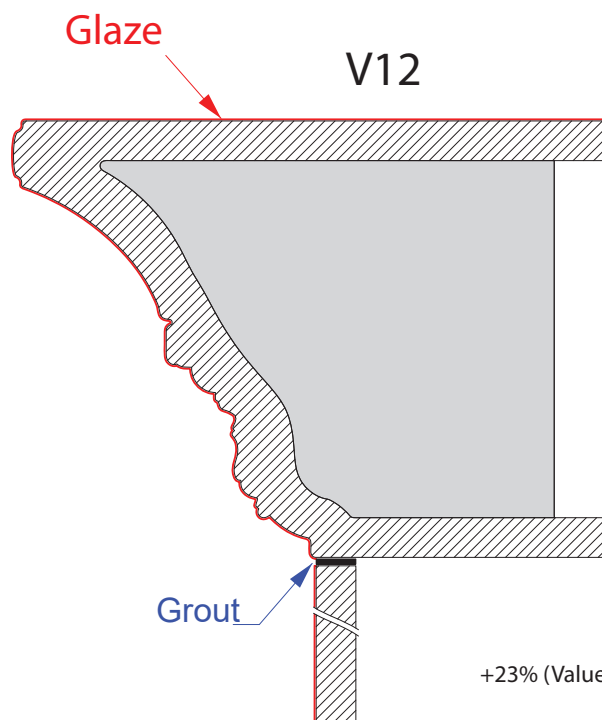
Symbol	Photo	Picture/dimensions [mm]	Full name/dimensions [mm]
Pz01			<b>New !</b> MIDDLE SHELF 220 x 165 x 165
Pz02			<b>New !</b> BULLNOSE CORNER SHELF 165 x 165, 110 x 110 x 165
Pz03			<b>New !</b> SHARP CORNER SHELF 165 x 165, 110 x 110 x 165
Pz04			<b>New !</b> SHARP FLAT CORNER SHELF 165 x 165, 110 x 110 x 165

Pz01



## VINTAGE SHELF TILES








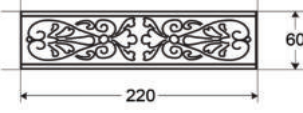





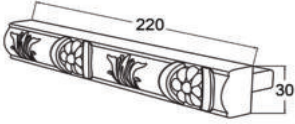

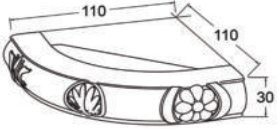

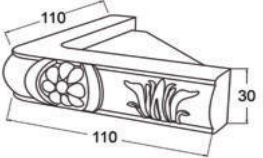
Symbol	Photo	Picture/dimensions [mm]	Full name/dimensions [mm]
V12			MIDDLE SHELF 220 x 165 x 220
V13			BULLNOSE CORNER SHELF 220 x 220, 110 x 110 x 165
V14			SHARP CORNER SHELF 220 x 220, 110 x 110 x 165
V15			SHARP FLAT CORNER SHELF 220 x 220, 110 x 110 x 165
V16			<b>New!</b> SHARP FLAT CORNER SHELF 135° 220 x 220, 110 x 110 x 165




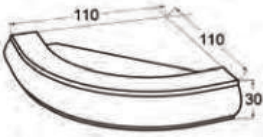

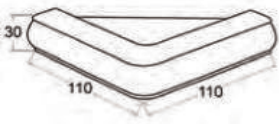

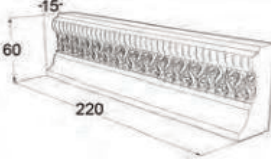

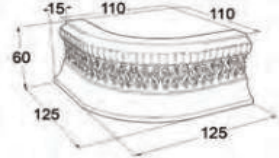

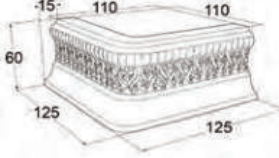

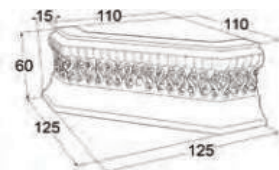


Tolerance in tile dimensions can be +/- 0.5% or less  
+23% (Value Added Tax) should be added to the prices given in the table

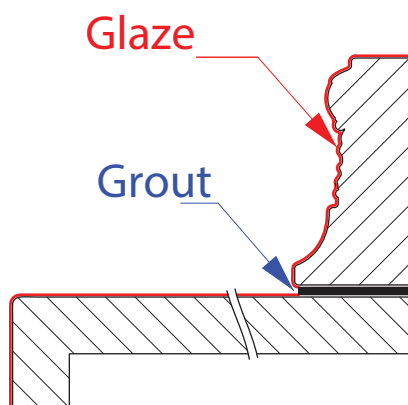


## LISTWY DYSTANSOWE

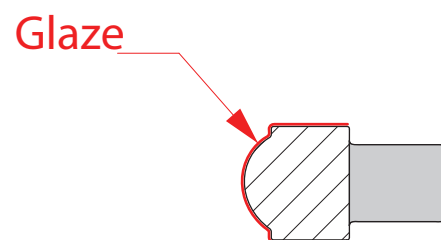
Symbol	Photo	Picture/dimensions [mm]	Full name/dimensions [mm]
Ld01			MIDDLE MOLDING DECO 220 x 60
Ld02			BULLNOSE CORNER DECO 110 x 110 x 60
Ld03			MIDDLE SHARP CORNER MOLDING DECO 110 x 110 x 60
Ld04			MIDDLE MOLDING FAUN 220 x 60
Ld05			BULLNOSE CORNER MOLDING FAUN 110 x 110 x 60
Ld06			MIDDLE SHARP CORNER MOLDING FAUN 110 x 110 x 60
Ld07			MIDDLE MOLDING 3 220 x 30
Ld08			BULLNOSE CORNER MOLDING 3 110 x 110 x 30
Ld09			MIDDLE SHARP CORNER MOLDING 3 110 x 110 x 30

Ld10			MIDDLE MOLDING SMOOTH 3 220 x 30
Ld11			BULLNOSE CORNER MOLDING SMOOTH 3 110 x 110 x 30
Ld12			MIDDLE SHARP CORNER MOLDING SMOOTH 3 110 x 110 x 30
Ld13			VINTAGE MIDDLE MOLDING 220 x 60
Ld14			VINTAGE BULLNOSE CORNER MOLDING 110 x 110 x 60
Ld15			VINTAGE MIDDLE SHARP CORNER MOLDING 110 x 110 x 60
Ld16			VINTAGE FLAT CORNER MOLDING 110 x 110 x 60

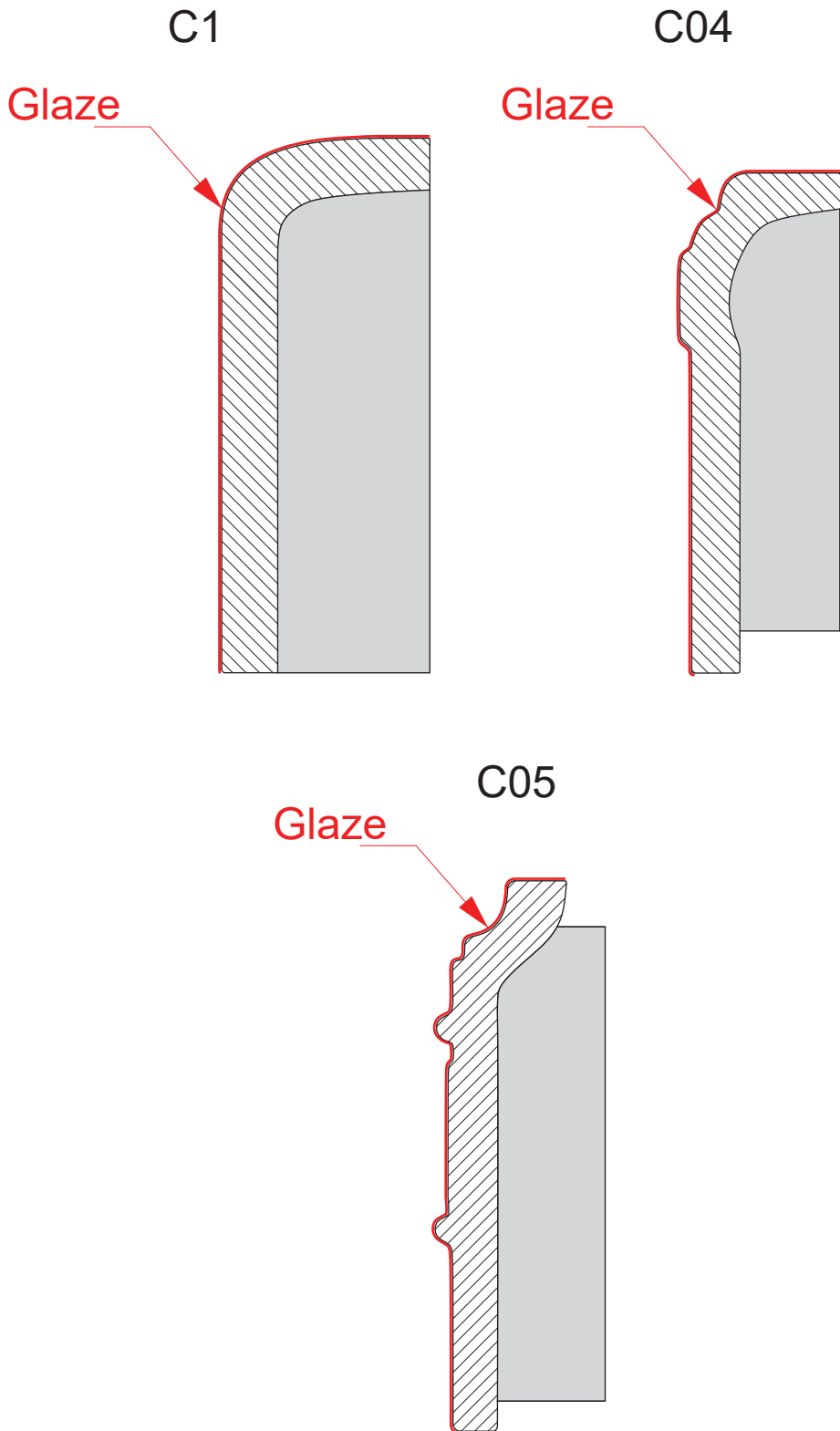
Ld13



Ld07, Ld10


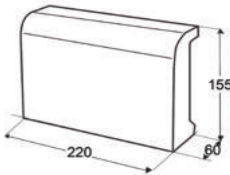

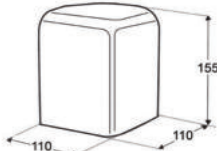

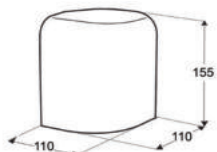

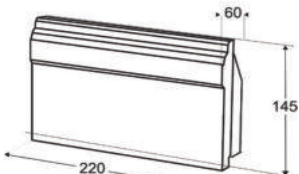

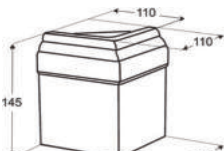



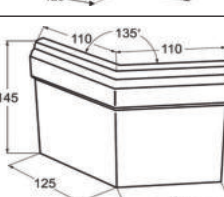

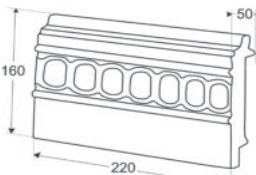

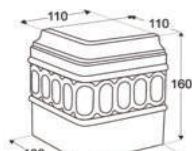


Tolerance in tile dimensions can be +/- 0.5% or less  
+23% (Value Added Tax) should be added to the prices given in the table


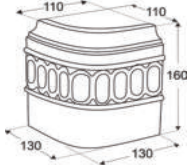

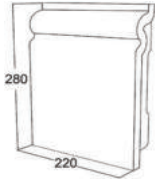

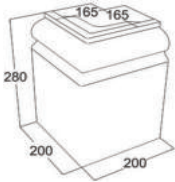

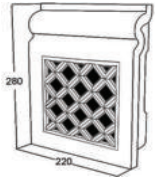

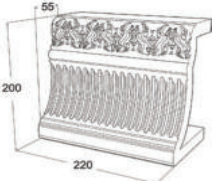

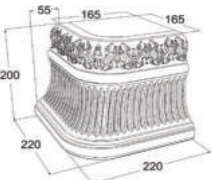

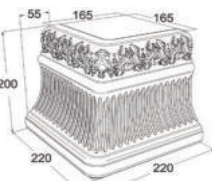

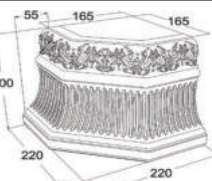

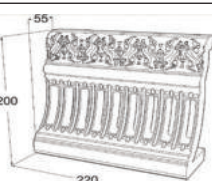



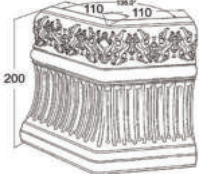


**COKOŁY**






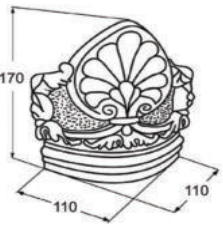

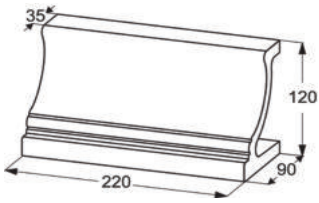

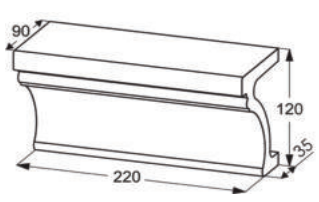

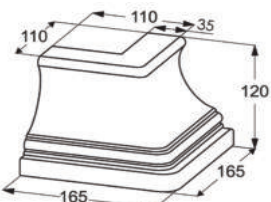
Symbol	Photo	Picture/dimensions [mm]	Full name/dimensions [mm]
C01			MIDDLE PLINTH BASIC 220 x 155 x 60
C02			SHARP COVE CORNER PLINTH BASIC 110 x 110 x 155
C07			BULLNOSE COVE CORNER PLINTH BASIC 110 x 110 x 155
C03			MIDDLE PLINTH SHAPE 220 x 145 x 60
C04			SHARP COVE CORNER PLINTH SHAPE 110 x 110 x 145, 125 x 125
C08			BULLNOSE COVE CORNER PLINTH SHAPE 110 x 110 x 145, 125 x 125
C13			OBTUSE COVE CORNER PLINTH SHAPE 135° 110 x 110 x 145, 125 x 125
C05			MIDDLE PLINTH WINDOW 220 x 160 x 50
C06			SHARP COVE CORNER PLINTH WINDOW 110 x 110 x 160, 130 x 130

Tolerance in tile dimensions can be +/- 0.5% or less  
+23% (Value Added Tax) should be added to the prices given in the table

Symbol	Photo	Picture/dimensions [mm]	Full name/dimensions [mm]
C09			BULLNOSE COVE CORNER PLINTH WINDOW 110 x 110 x 160, 130 x 130
C10			MANSION MIDDLE PLINTH 220 x 280
C11			MANSION SHARP COVE CORNER PLINTH 200 x 200 x 280, 165 x 165
C12			<b>New!</b> MANSION MIDDLE W/ VENT PLINTH 220 x 280 x 70
C14			VINTAGE MIDDLE PLINTH 220 x 200 x 90
C15			VINTAGE BULLNOSE COVE CORNER PLINTH 220 x 220 x 200, 165 x 165
C16			VINTAGE SHARP COVE CORNER PLINTH 220 x 220 x 200, 165 x 165
C17			VINTAGE FLAT CORNER PLINTH 220 x 220 x 200, 165 x 165
C18			VINTAGE MIDDLE W/ VENT PLINTH 220 x 200 x 90

C19			<p><b>New!</b> OBTUSE COVE CORNER PLINTH VINTAGE SHAPE 135° 110 x 110 x 200</p>
-----	---	---	---

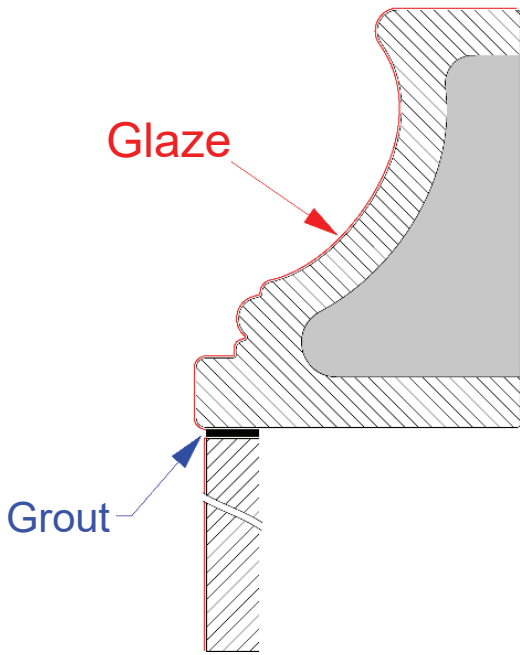
## GZYMSY

Symbol	Photo	Picture/dimensions [mm]	Full name/dimensions [mm]
G01			<p>MIDDLE DECORATIVE MANTEL CROWN 220 x 170</p>
G02			<p>DECORATIVE CORNER MANTEL CROWN 165 x 55 x 170</p>
G23			<p><b>New!</b> BULLNOSE DECORATIVE CORNER MANTEL CROWN 170 x 110 x 110</p>
G03			<p>MIDDLE MANTEL SHORT 220 x 120 x 90</p>
G03/1			<p>MIDDLE MANTEL SHORT 90 x 120 x 220</p>
G04			<p>SHARP COVE CORNER MANTEL SHORT 110 x 110 x 120, 165 x 165</p>

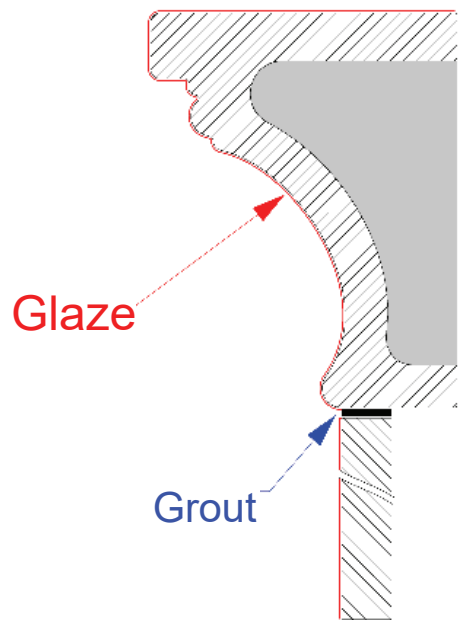
Tolerance in tile dimensions can be +/- 0.5% or less  
+23% (Value Added Tax) should be added to the prices given in the table



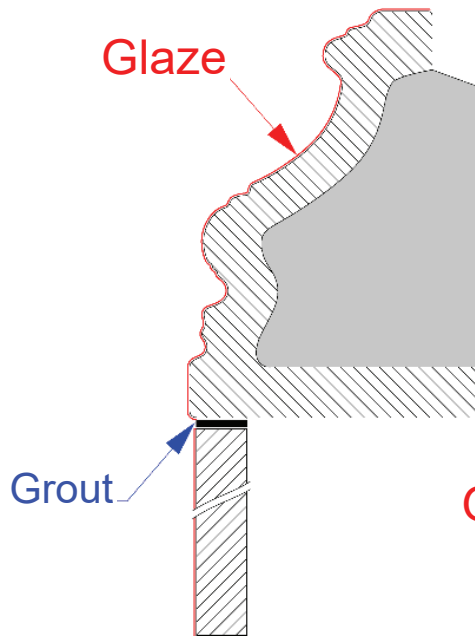
G04



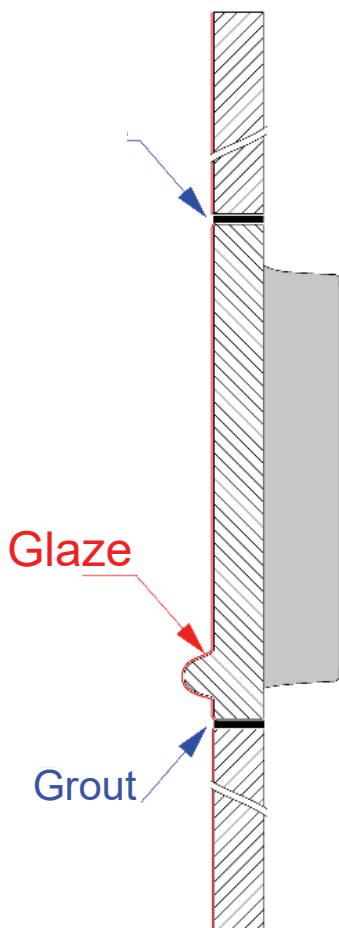
G04/1



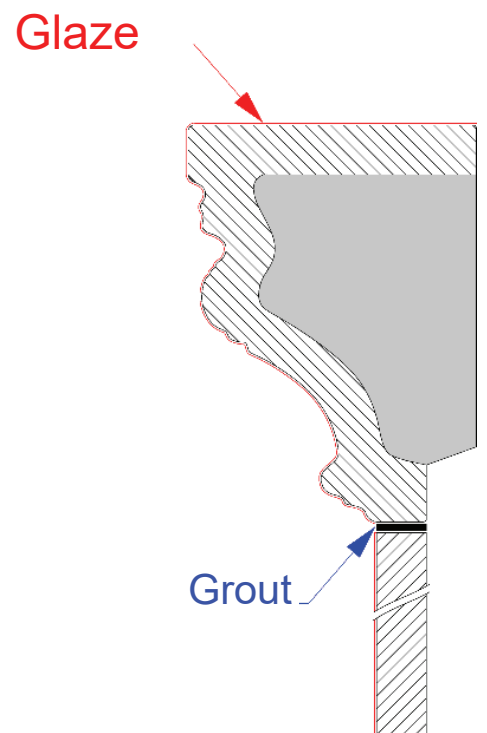
G07


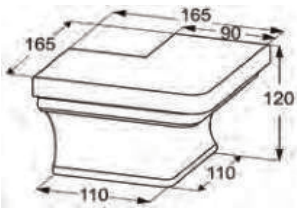

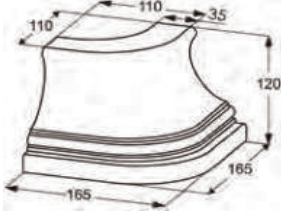

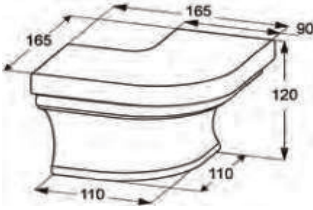

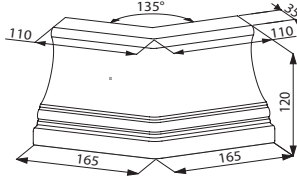

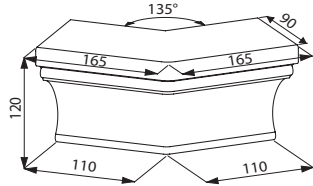

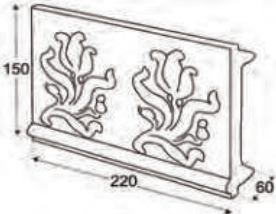

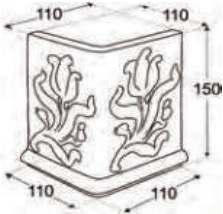

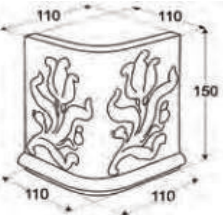


G05



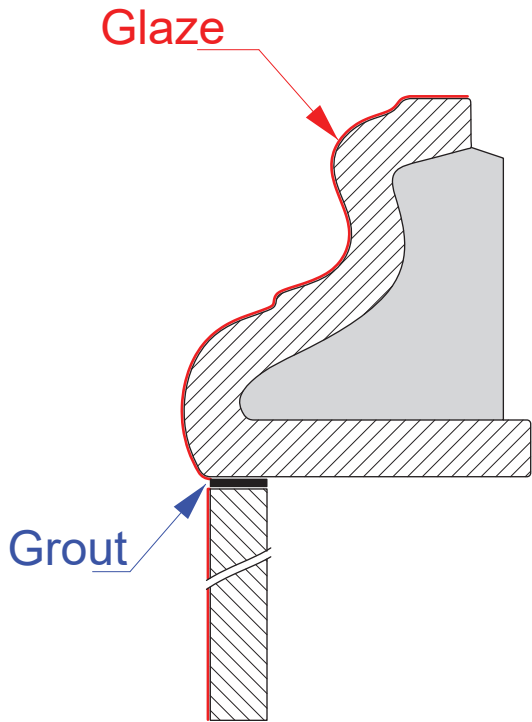
G07/1



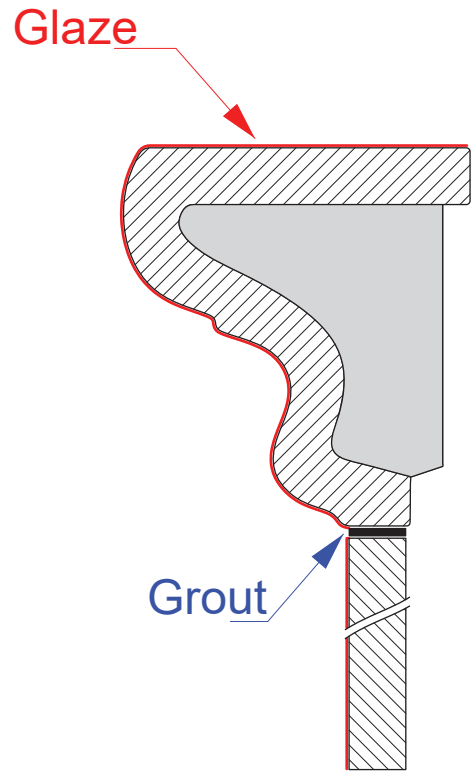
Symbol	Photo	Picture/dimensions [mm]	Full name/dimensions [mm]
G04/1			SHARP COVE CORNER MANTEL SHORT 165 x 165, 110 x 110 x 120
G17			BULLNOSE COVE CORNER MANTEL SHORT 110 x 110 x 120, 165 x 165
G17/1			BULLNOSE COVE CORNER MANTEL SHORT 165 x 165, 110 x 110 x 120
G24			OBTUSE COVE CORNER MANTEL SHORT SHAPE 135° 110 x 110 x 120, 165 x 165
G24/1			OBTUSE COVE CORNER MANTEL SHORT SHAPE 135° 165 x 165, 110 x 110 x 120
G05			MIDDLE MANTEL POPPY SEEDS 220 x 150 x 60
G06			SHARP COVE CORNER MANTEL POPPY SEEDS 110 x 110 x 150
G13			BULLNOSE COVE CORNER MANTEL POPPY SEEDS 110 x 110 x 150

Tolerance in tile dimensions can be +/- 0.5% or less  
+23% (Value Added Tax) should be added to the prices given in the table






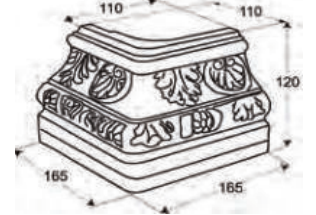

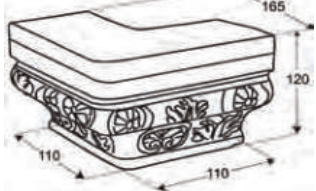

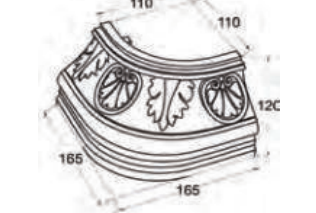



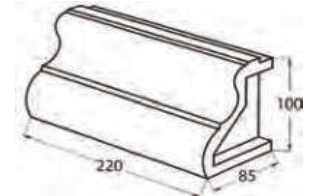

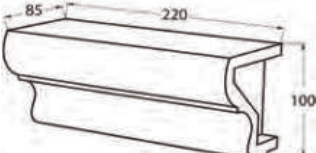
G10




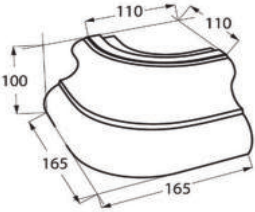

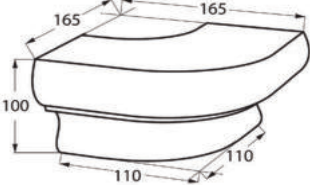

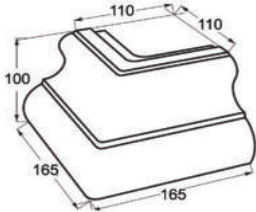

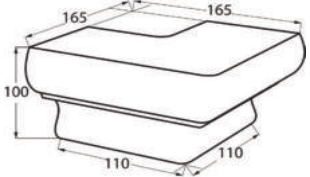

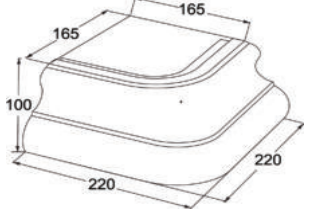

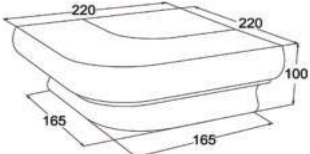

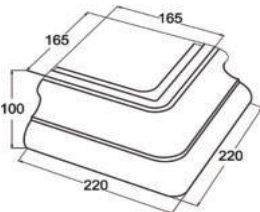

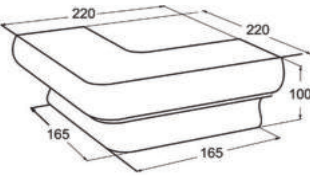
G10/1


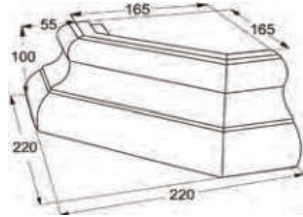

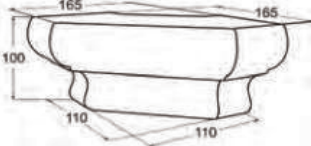

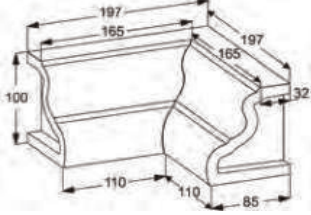

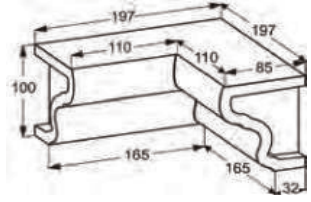

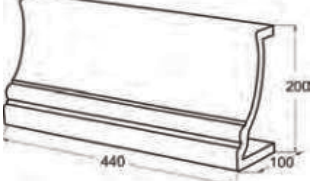

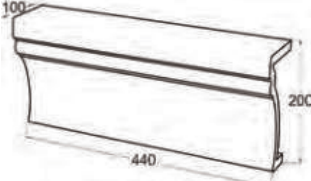

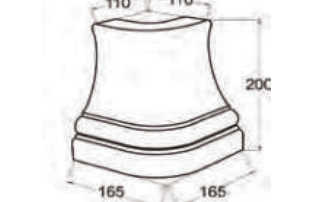

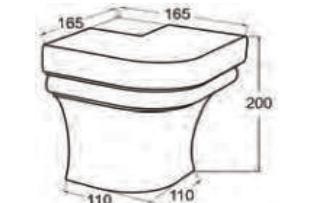




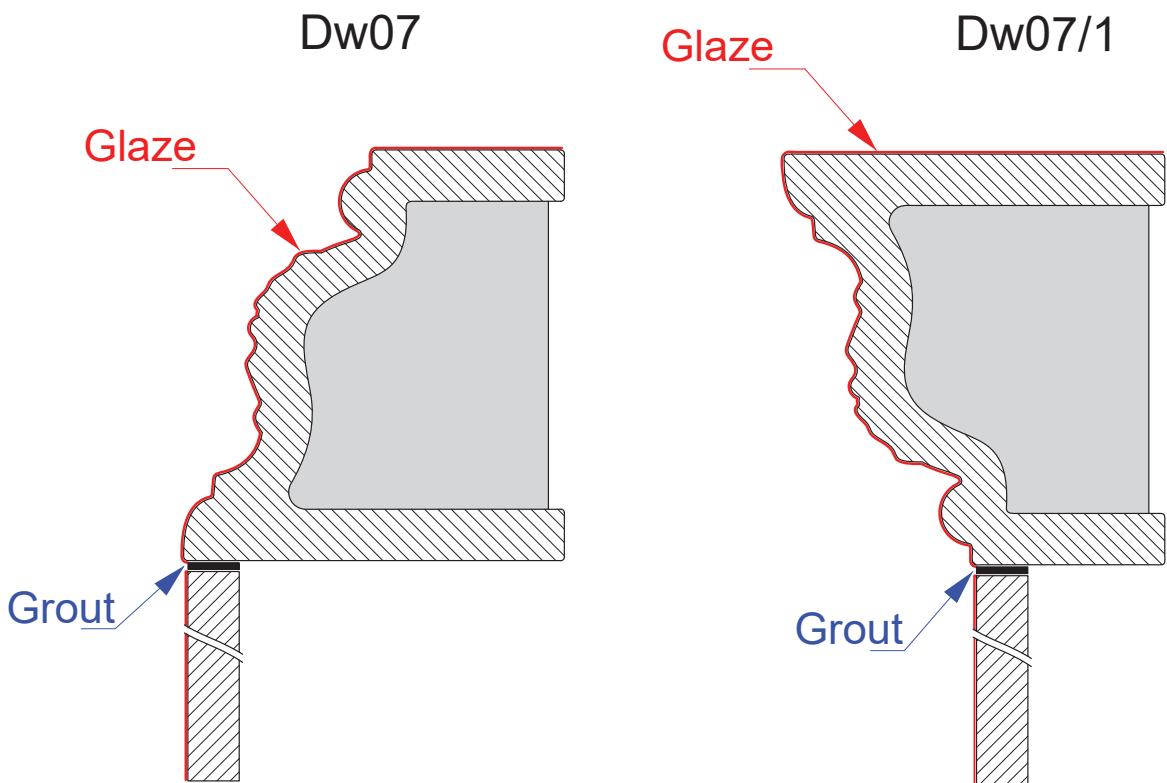
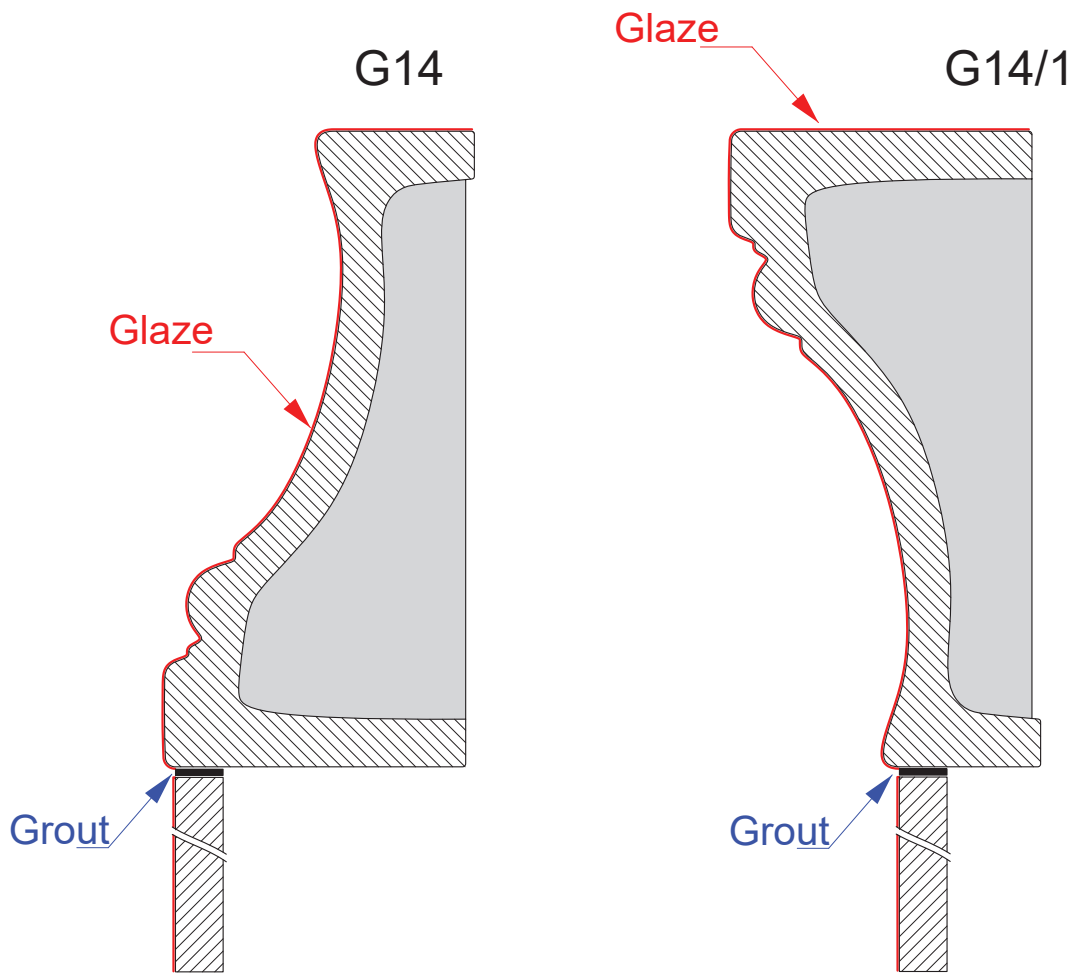
Symbol	Photo	Picture/dimensions [mm]	Full name/dimensions [mm]
G07			MIDDLE MANTEL LEAVES 220 x 120 x 85
G07/1			MIDDLE MANTEL LEAVES 220 x 120 x 85
G08			SHARP COVE CORNER MANTEL LEAVES 110 x 110 x 120, 165 x 165
G08/1			SHARP COVE CORNER MANTEL LEAVES 165 x 165, 110 x 110 x 120
G09			BULLNOSE COVE CORNER MANTEL LEAVES 110 x 110 x 120, 165 x 165
G09/1			BULLNOSE COVE CORNER MANTEL LEAVES 165 x 165, 110 x 110 x 120
G10			MIDDLE MANTEL OVAL 220 x 100 x 85
G10/1			MIDDLE MANTEL OVAL 220 x 100 x 85


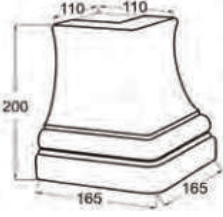

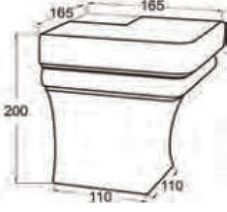

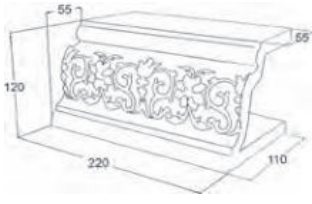

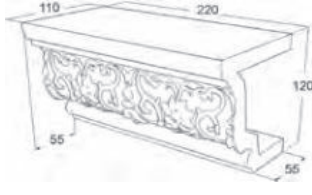

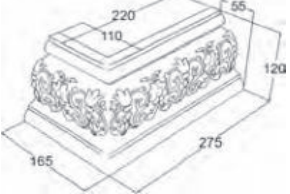

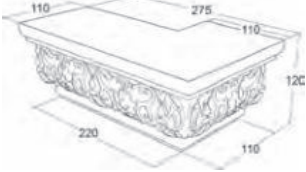

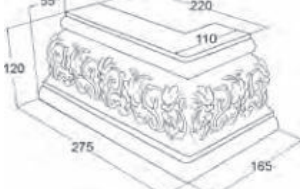

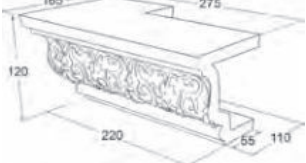
Tolerance in tile dimensions can be +/- 0.5% or less  
+23% (Value Added Tax) should be added to the prices given in the table

Symbol	Photo	Picture/dimensions [mm]	Full name/dimensions [mm]
G11			BULLNOSE COVE CORNER MANTEL OVAL 110 x 110 x 100, 165 x 165
G11/1			BULLNOSE COVE CORNER MANTEL OVAL 165 x 165, 110 x 110 x 100
G12			SHARP COVE CORNER MANTEL OVAL 110 x 110 x 100, 165 x 165
G12/1			SHARP COVE CORNER MANTEL OVAL 165 x 165, 110 x 110 x 100
G18			BULLNOSE COVE CORNER MANTEL OVAL 165 x 165 x 100, 220 x 220
G18/1			BULLNOSE COVE CORNER MANTEL OVAL 220 x 220, 165 x 165 x 100
G19			SHARP COVE CORNER MANTEL OVAL 165 x 165 x 100, 220 x 220
G19/1			SHARP COVE CORNER MANTEL OVAL 220 x 220, 165 x 165 x 100

G20			<b>New !</b> CORNER SUBPLINTH MANTEL MANTEL OVAL 165 x 165 x 100, 220 x 220
G21			<b>New !</b> FLAT CORNER MANTEL OVAL 165 x 165, 110 x 110 x 100
G22			<b>New !</b> BEVELED CORNER MANTEL OVAL 165 x 165 x 100, 110 x 110
G22/1			<b>New !</b> BEVELED CORNER MANTEL OVAL 110 x 110, 165 x 165 x 100
G14			MIDDLE MANTEL HIGH 440 x 200 x 100
G14/1			MIDDLE MANTEL HIGH 440 x 200 x 100
G15			BULLNOSE COVE CORNER MANTEL HIGH 110 x 110 x 200, 165 x 165
G15/1			BULLNOSE COVE CORNER MANTEL HIGH 165 x 165, 110 x 110 x 200



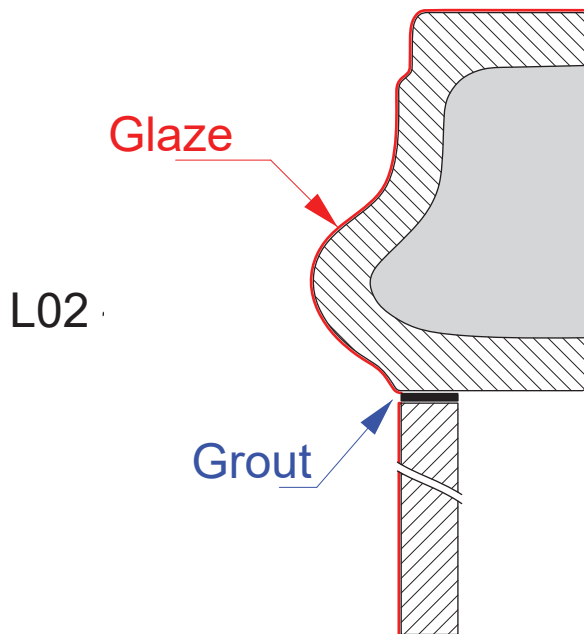



Symbol	Photo	Picture/dimensions [mm]	Full name/dimensions [mm]
G16			SHARP COVE CORNER MANTEL HIGH 110 x 110 x 200, 165 x 165
G16/1			SHARP COVE CORNER MANTEL HIGH 165 x 165, 110 x 110 x 200
Dw07			MIDDLE MANTEL 220 x 120 x 110
Dw07/1			MIDDLE MANTEL 220 x 120 x 110
Dw09L			SHARP COVE CORNER MANTEL 220 x 110 x 120, 275 x 165 NOTE R-2
Dw09L/1			SHARP COVE CORNER MANTEL 275 x 165, 220 x 110 x 120 NOTE R-2
Dw09P			SHARP COVE CORNER MANTEL 220 x 110 x 120, 275 x 165 NOTE R-2
Dw09P/1			SHARP COVE CORNER MANTEL 275 x 165, 220 x 110 x 120 NOTE R-2

Tolerance in tile dimensions can be +/- 0.5% or less  
+23% (Value Added Tax) should be added to the prices given in the table








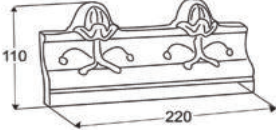

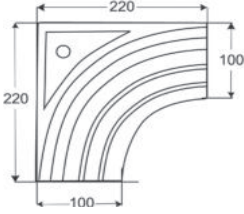


ELEMENT Kz08 NENUFARY BIG CROWN

660 x 340 [880 x 340 x 110 W/ CORNER TILES ]









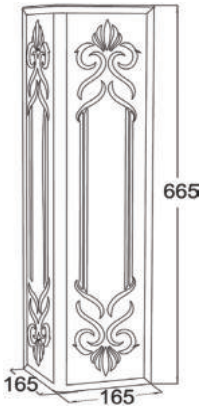




## WYKOŃCZENIOWE, DEKORACYJNE TILES








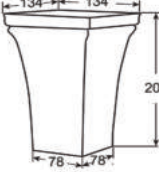

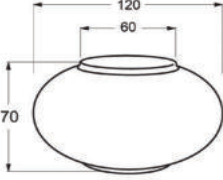

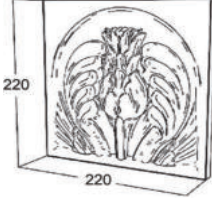
Symbol	Photo	Picture/dimensions [mm]	Full name/dimensions [mm]
Kz08			NENUFARY BIG CROWN 660 x 340, (880 x 340 x 110 W/ CORNER TILES]
Kz09			SMALL CROWN NENUFARY 440 x 340
Kz10			NENUFARY CORNER 110 x 110 x 210
Kz11			NENUFARY FILLED MODULE ELEMENT 220 x 110
L01			ARCH CORNER TILE 220 x 220 x 100
L02			MIDDLE ARCH TILE 220 x 100

DECORATIVE DEER 660 x 660 x 20 (w/w flange)

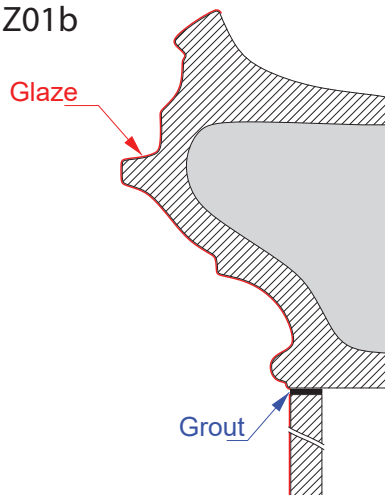


Symbol	Photo	Picture/dimensions [mm]	Full name/dimensions [mm]
L03			BIG DECORATIVE CORNER ELEMENT COLUMN 660 x 155 x 155
L09			<b>New!</b> BIG DECORATIVE CORNER ELEMENT VINTAGE COLUMN 665 x 165 x 165
L10			<b>New!</b> BIG DECORATIVE CORNER ELEMENT OGAREK COLUMN 665 x 165 x 165
L11			<b>New!</b> DECORATIVE DEER 660 x 440 x 20 (w/w flange)


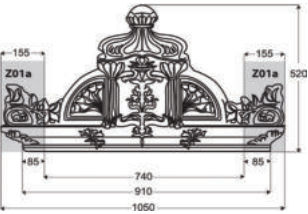





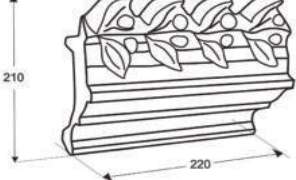





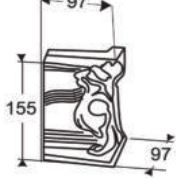



Symbol	Photo	Picture/dimensions [mm]	Full name/dimensions [mm]
L04			DECORATIVE ELEMENT CASTLE 660 x 440 x 25
L05			DECORATIVE ELEMENT THISTLES 530 x 335 x 55
L12			DECORATIVE ELEMENT HORSE 535 x 340 x 75
L06			PEDESTAL 134 x 134 x 200, 78 x 78 (base)
L07			OVAL PEDESTAL 120 x 70, frill 60
L08			DECORATIVE TILE THISTLES 220 x 220 x 50

Z01b




## SECESJA TILES


Symbol	Photo	Picture/dimensions [mm]	Full name/dimensions [mm]
Z01			BIG CROWN W/ CORNER TILES 910 x 520 x 85
Z01a			CORNER 85 x 85 x 240
Z01bP			FILLED RIGHT MODULE ELEMENT 220 x 210
Z01bL			FILLED LEFT MODULE ELEMENT 220 x 210
Z02			SMALL CROWN 495 x 295 x 85
Z03			MOLDING W/ CORNER TILES 910 x 155 x 97
Z03a			CORNER 97 x 97 x 155




ver. 1



ver. 2





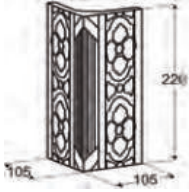



ver. 3



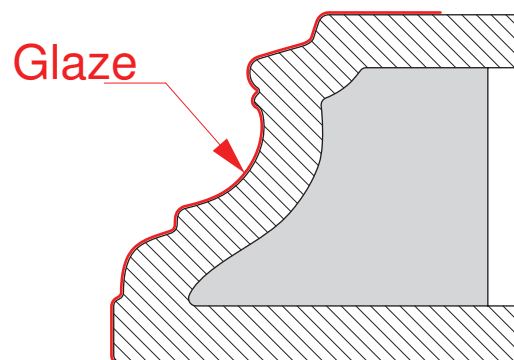
ver. 4




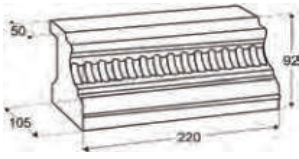

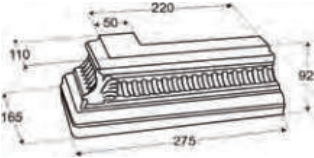

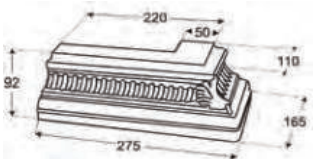








Symbol	Photo	Picture/dimensions [mm]	Full name/dimensions [mm]
Z04			MOLDING L/ CORNER TILES 715 x 155 x 60
Z05/1			DECORATIVE ELEMENT POPPY SEED 1 535 x 340 x 75
Z05/1D			DECORATIVE ELEMENT POPPY SEED 1 BIG 660 x 415 x 75
Z05/2			DECORATIVE ELEMENT POPPY SEED 2 510 x 340 x 65
Z06			VERTICAL DECORATIVE CORNER MANTEL 325 x 105 x 105
Z07			DECORATIVE CORNER MANTEL / FILLED MIDDLE 220 x 105 x 105
Z08			DECORATIVE HORIZONTAL MIDDLE MOLDING 300 x 100 x 50



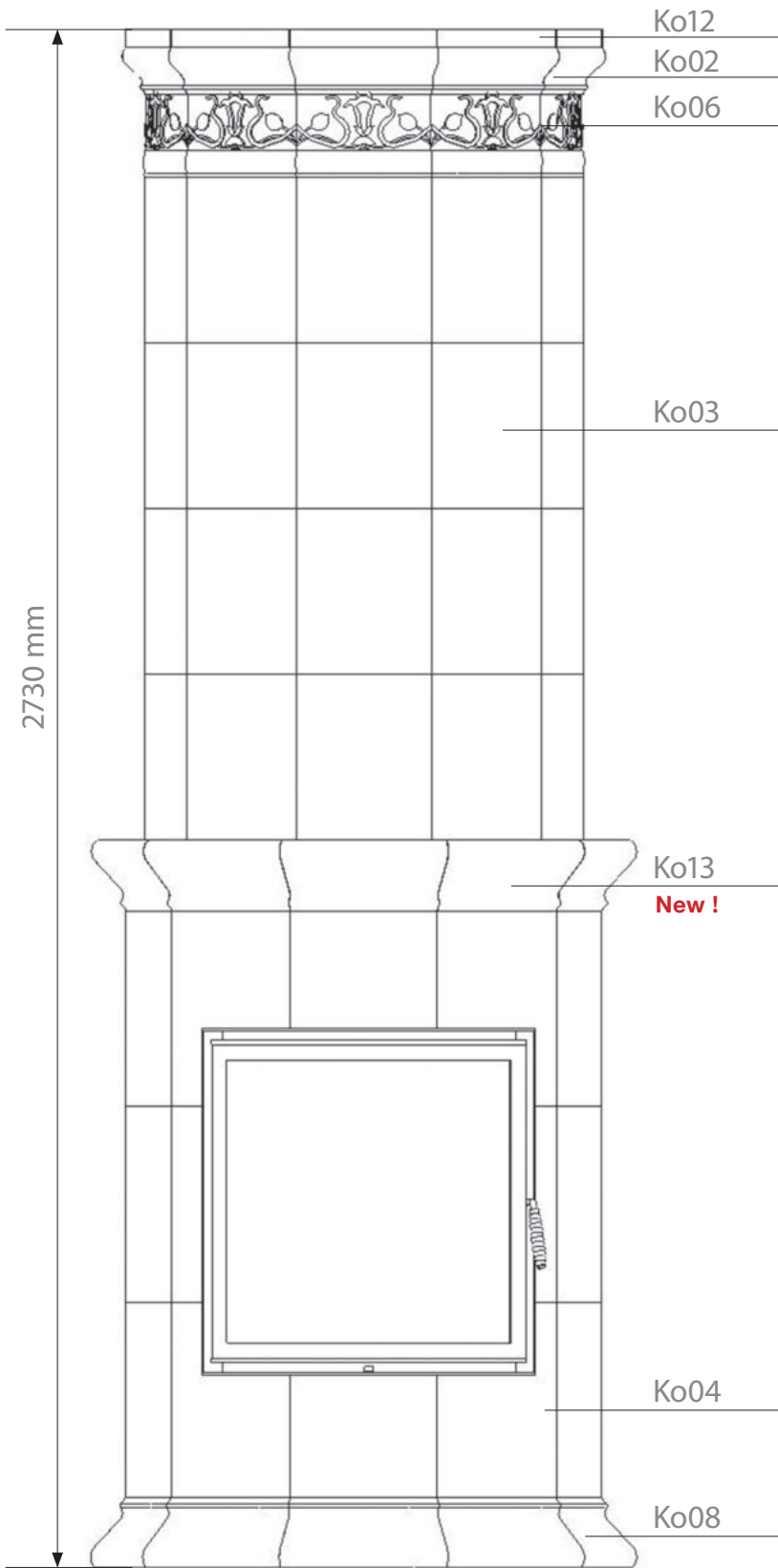
Z09



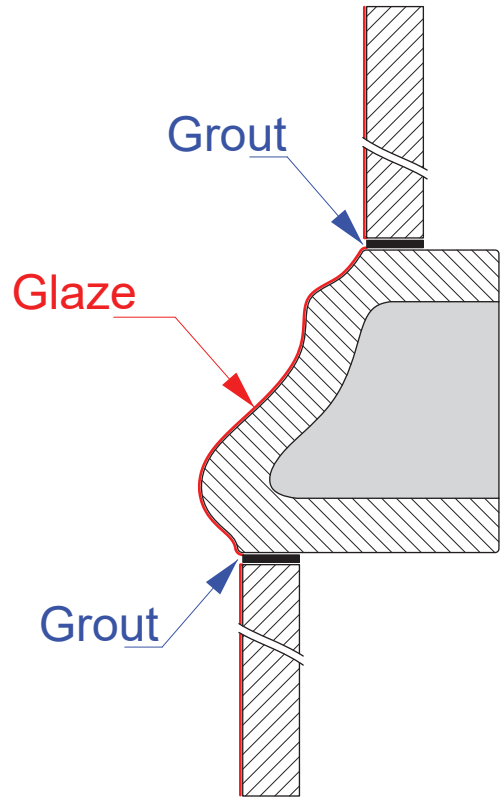


Symbol	Photo	Picture/dimensions [mm]	Full name/dimensions [mm]
Z09			MIDDLE TILE NECKING 220 x 105 x 92
Z10L			LEFT CORNER TILE NECKING 220 x 110 x 92, 275 x 165
Z10P			RIGHT CORNER TILE NECKING 220 x 110 x 92, 275 x 165
Z11			MIDDLE DECORATIVE TILE 220 x 220 x 50
Z12			SHARP DECORATIVE TILE 220 x 110 x 110
Z13			HALF DECORATIVE TILE ½ 220 x 110 x 50
Z14			DECORATIVE MIDDLE W/ VENT TILE 220 x 220 x 50

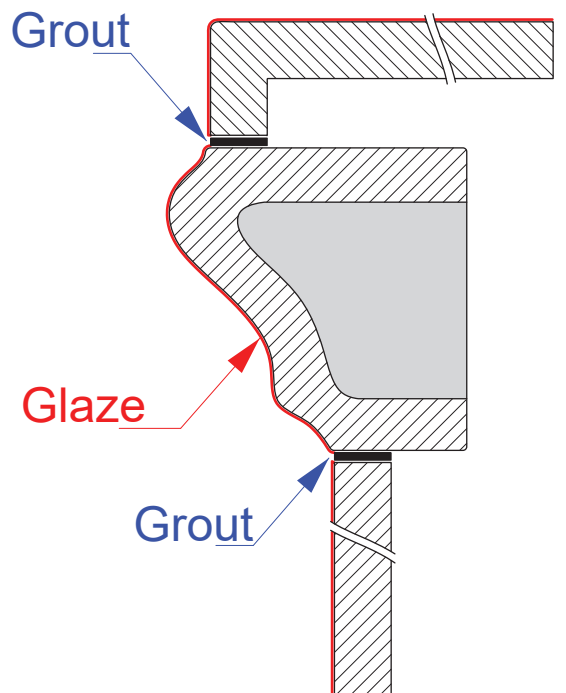





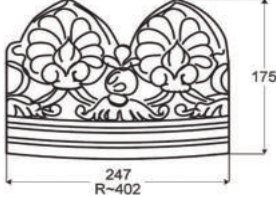

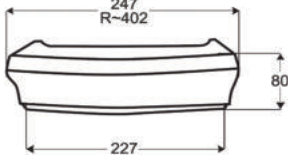

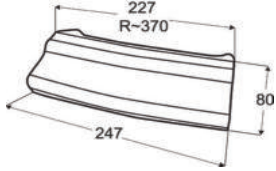

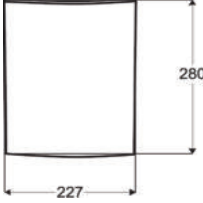

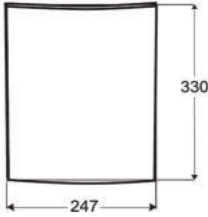

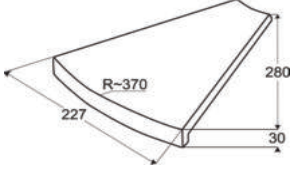

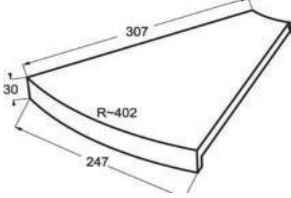
Ko02

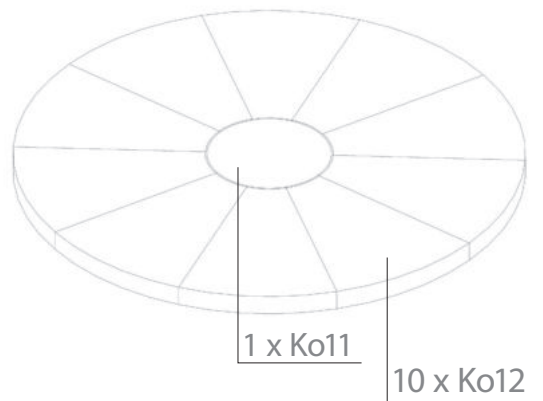
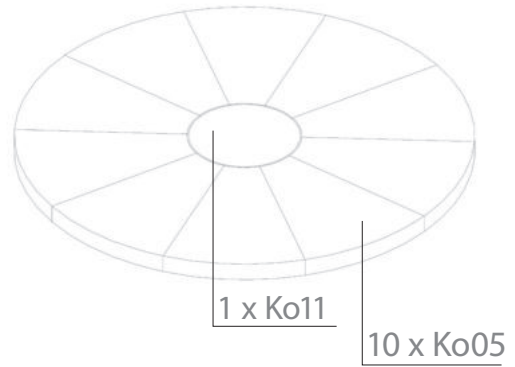
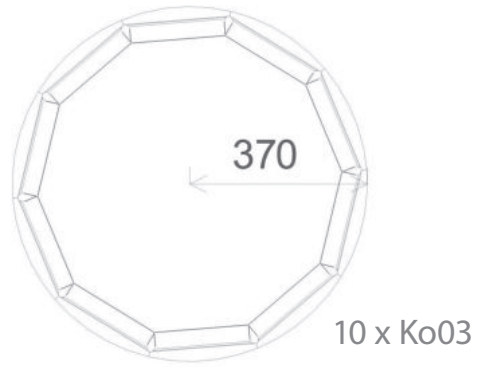
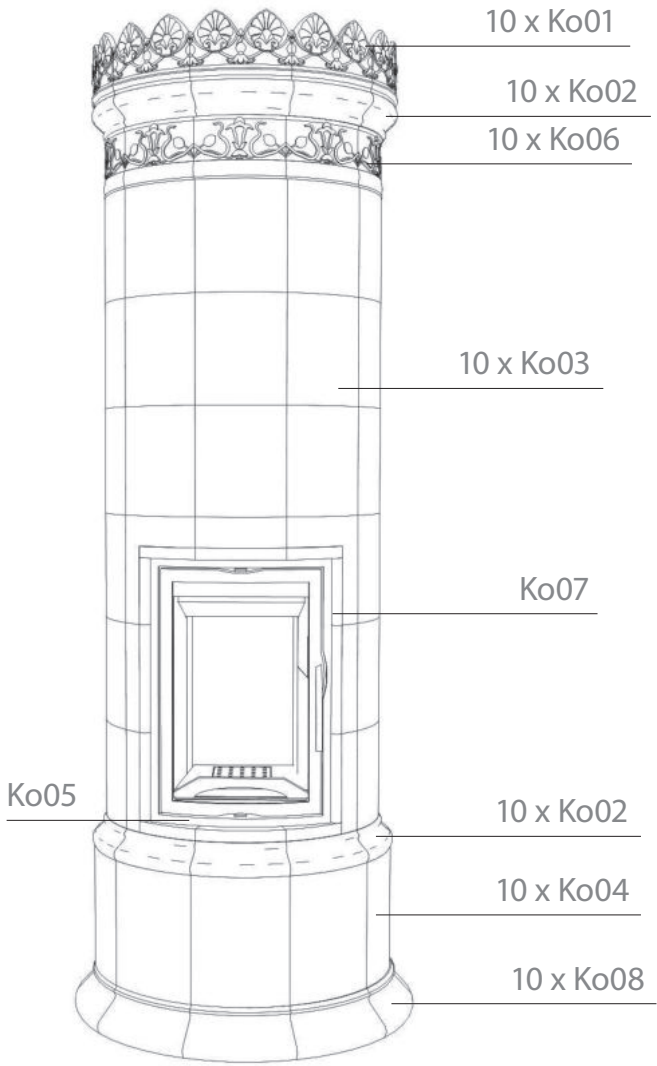


Ko02/1



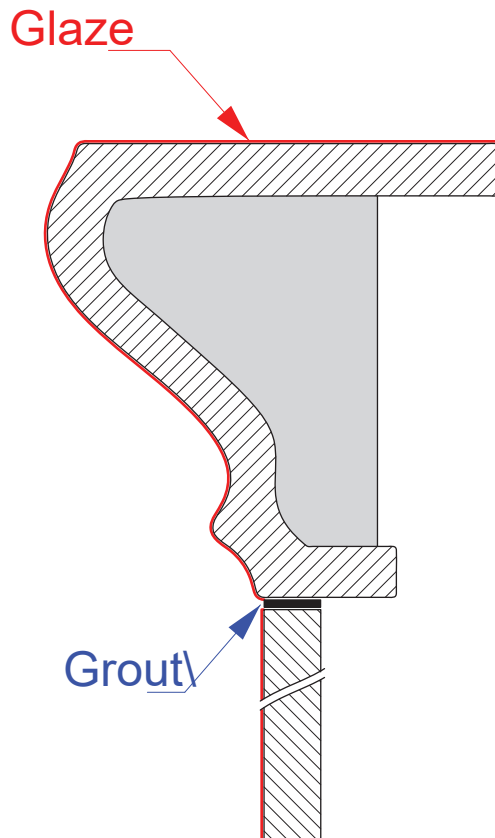
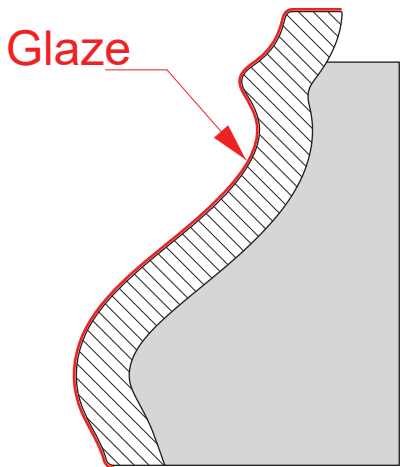
## OKRĄGŁY KLASYCZNY STOVE

Symbol	Photo	Picture/dimensions [mm]	Full name/dimensions [mm]
Ko01			MOLDING 247 x 175, R ~402
Ko02			NARROWING MANTEL 247 x 227 x 80, R ~402
Ko02/1			NARROWING MANTEL 227 x 247 x 80, R ~370
Ko03			MIDDLE TILE 280 x 227, R ~370
Ko04			MIDDLE TILE 330 x 247, R ~402
Ko05			SHELF 227 x 30, R ~370
Ko12			SHELF 247 x 30, R ~402


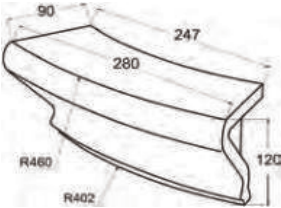

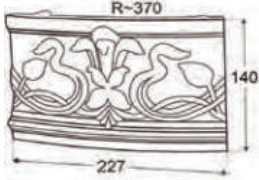



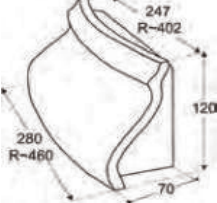

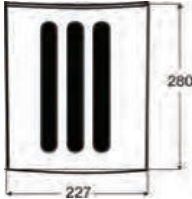

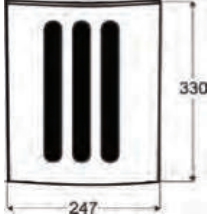

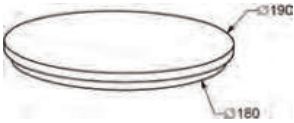


Ko08

Ko13

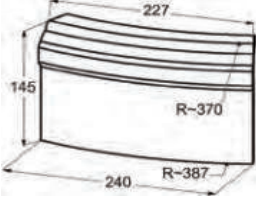




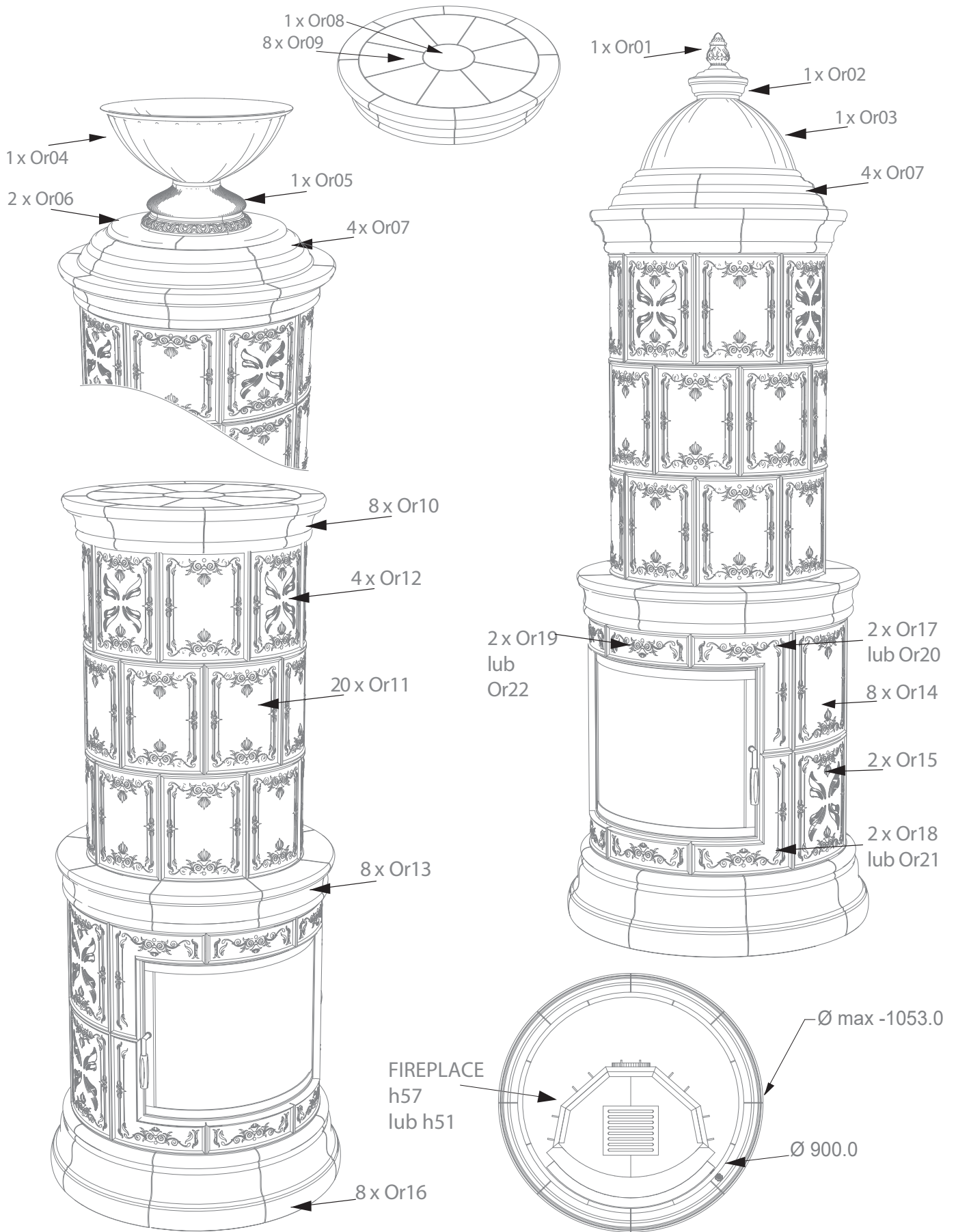
Symbol	Photo	Picture/dimensions [mm]	Full name/dimensions [mm]
Ko13			<b>New !</b> SHELF 280 x 90 x 120, R ~402
Ko06			DECORATIVE MOLDING 227 x 140, R ~370
Ko07			MASKING CORNER MOLDING 2 280 x 70 x 20
Ko08			MANTEL 247 x 120, R ~402, R ~460
Ko09			TILE MIDDLE W/ VENT 280 x 227, R ~370
Ko10			TILE MIDDLE W/ VENT 330 x 247, R ~402
Ko11			LID Ø190








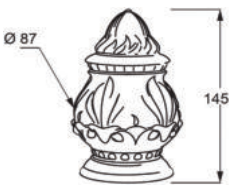










Symbol	Photo	Picture/dimensions [mm]	Full name/dimensions [mm]
Ko14L			<b>New !</b> TILE WITH A SMOKE PIPE CUT 280 x 227, R ~370, Ø190
Ko14P			<b>New !</b> TILE WITH A SMOKE PIPE CUT 280 x 227, R ~370, Ø190
Ko15			<b>New !</b> MIDDLE MOLDING POPPY SEEDS 150 x 227, R ~370
Ko16			<b>New !</b> MIDDLE PLINTH SHAPE 145 x 240, R ~387, R ~370

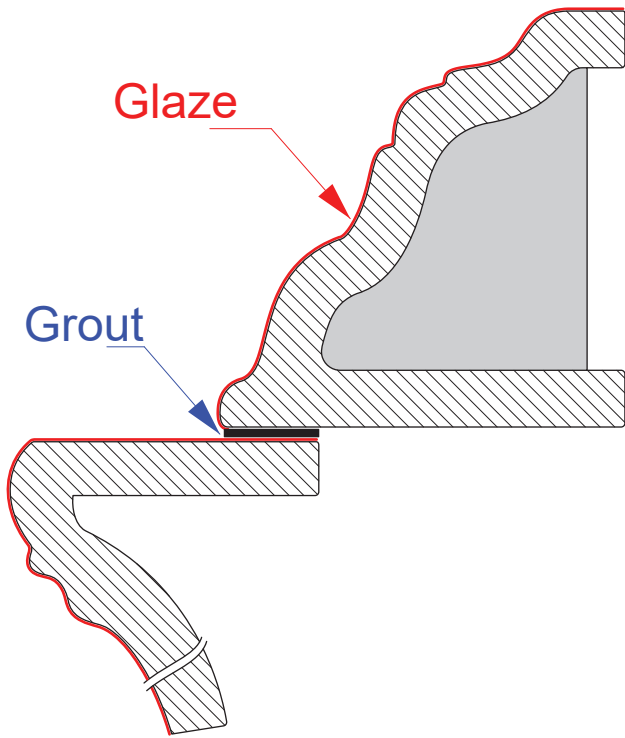




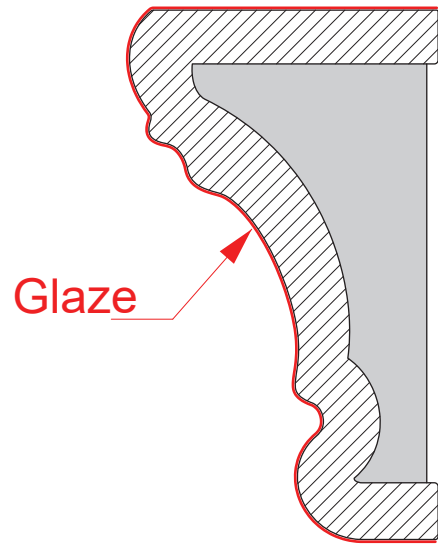
## OGRĄGLY OGAREK Ø 90 STOVE

Symbol	Photo	Picture/dimensions [mm]	Full name/dimensions [mm]
Wer. A			DOME SET (spire, spire base, dome, base tile) height 640
Wer. B			GOBLET SET (goblet, goblet base, countertop, base tile) height 560
Or01			SPIRE Ø87, height 145
Or02			SPIRE BASE Ø195, height 92
Or03			DOME Ø565, height 270
Or04			GOBLET Ø565, height 270
Or05			SPIRE BASE Ø336, height 156

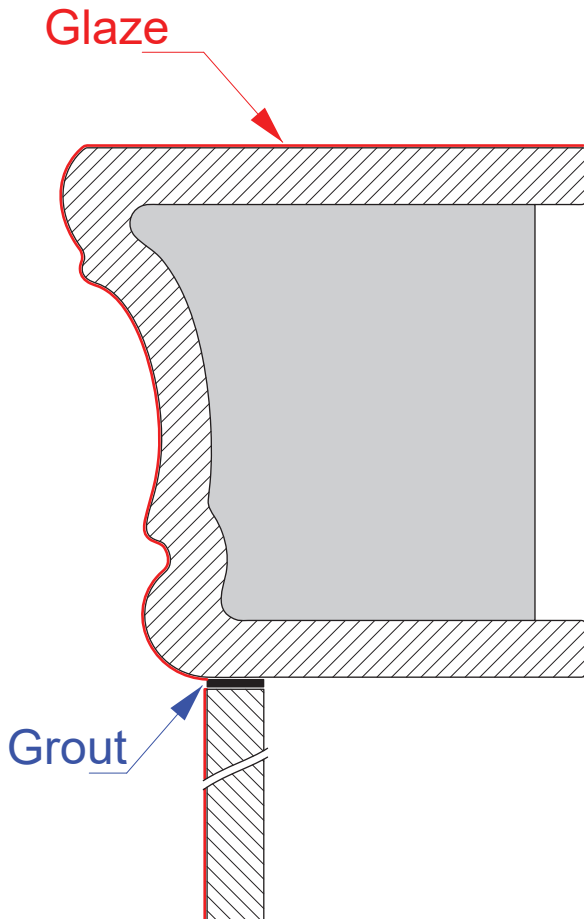
Or07



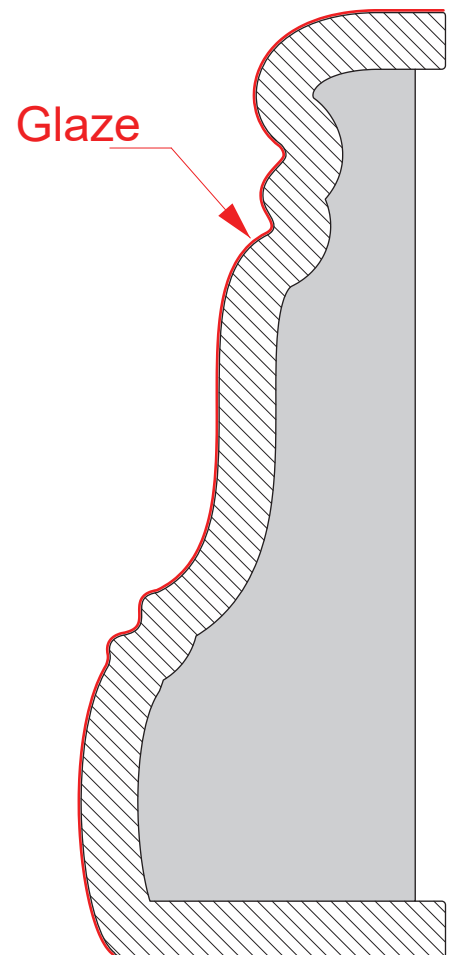
Or10




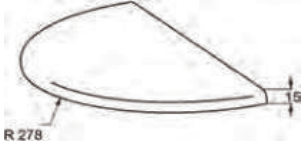

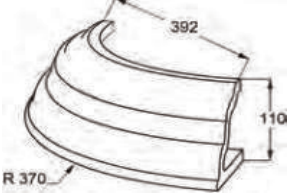



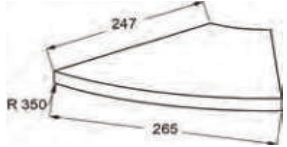

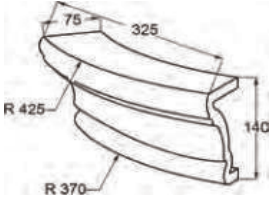




Or13

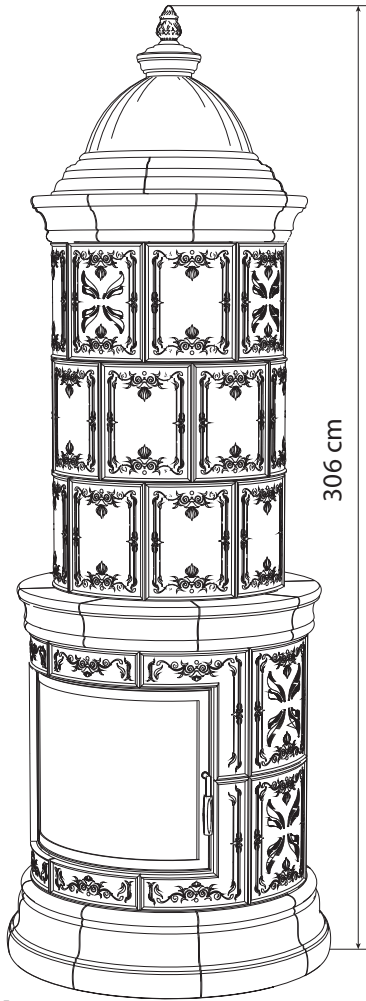


Or16






Symbol	Photo	Picture/dimensions [mm]	Full name/dimensions [mm]
Or06			HIDDING SHELF – COUNTERTOP R-278, height 15
Or07			DOME and GOBLET BASE TILE R-370, height 110
Or08			ROUND PLATE
Or09			HIDDING TILE 265 x 247; R-350
Or10			CROWN MANTEL 325 x 75 x 140; R-425
Or11			MIDDLE TILE 360 x 282 x 50; R-370
Or12			MIDDLE TILE W/ VENT 360 x 282 x 50; R-370




A3




B3


Assembly versions




C3




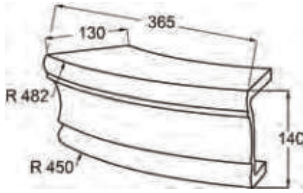



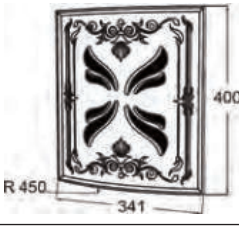

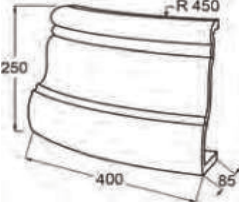

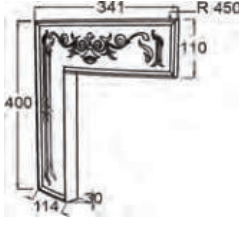

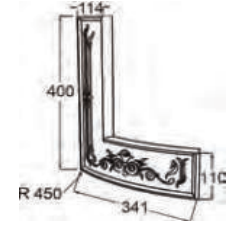


A2



B2






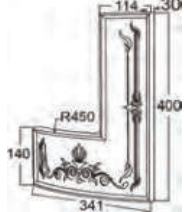




C2

Symbol	Photo	Picture/dimensions [mm]	Full name/dimensions [mm]
Or13			SHELF 365 x 130 x 140, R-450
Or14			MIDDLE TILE 400 x 341 x 50, R-450
Or15			MIDDLE TILE W/ VENT 400 x 341 x 50, R-450
Or16			MANTEL 250 x 400 x 85, R-450
Or17			CORNER TILE (FRAMED_v. A) 400 x 341 x 30; R-450 height of fireplace 570
Or18			CORNER TILE (FRAMED_v. A) 400 x 341 x 30; R-450 height of fireplace 570
Or19			MIDDLE TILE (FRAMED_v. A) 110 x 341 x 30; R-450 height of refill 570

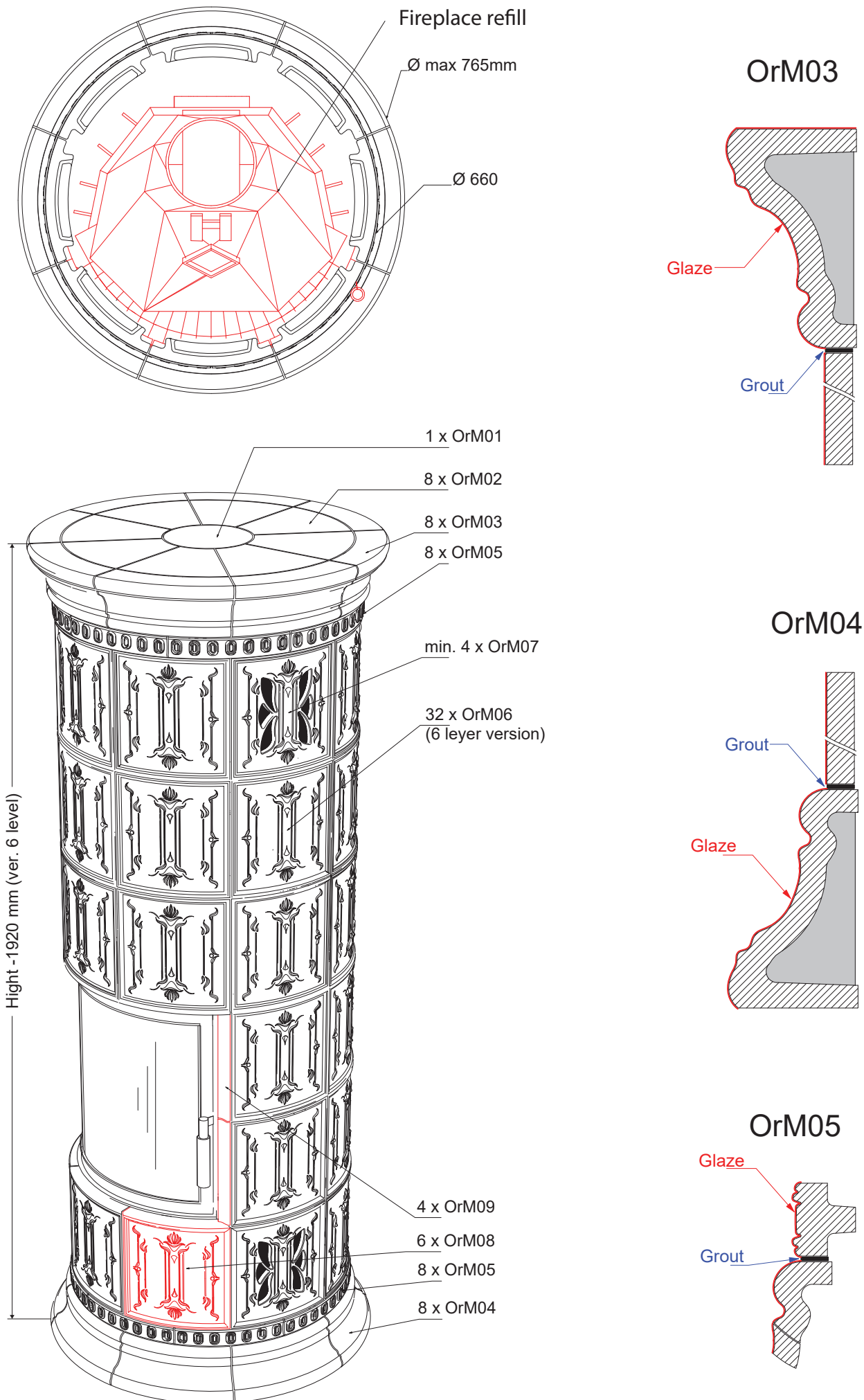







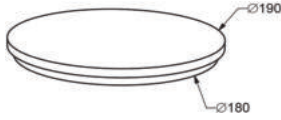

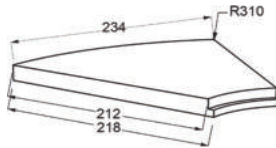

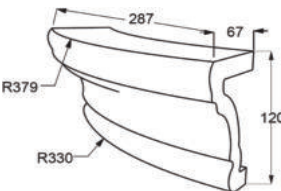

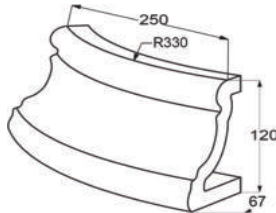

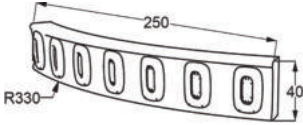

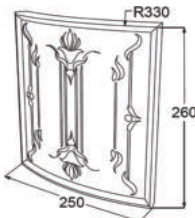

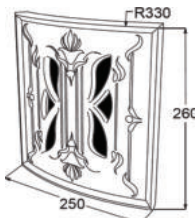
Symbol	Photo	Picture/dimensions [mm]	Full name/dimensions [mm]
Or20			CORNER TILE (FRAMED_v. B) 400 x 341 x 30; R-450 height of refill 510
Or21			CORNER TILE (FRAMED_v. B) 400 x 341 x 30; R-450 height of refill 510
Or22			MIDDLE TILE (FRAMED_v. B) 110 x 341 x 30; R-450 height of refill 510
Or23			<b>New!</b> TILE W/ROUND HOLE Ø190 360 x 283 x 50, R~450







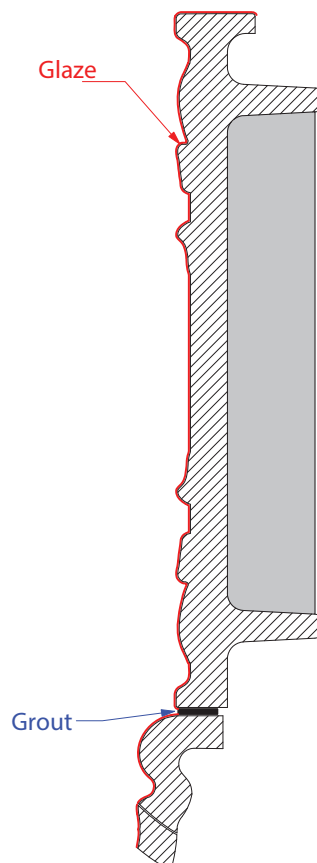
## OĞRAĞLY OĞAREK Ø 66 STOVE

Symbol	Photo	Picture/dimensions [mm]	Full name/dimensions [mm]
OrM01			ROUND PLATE Ø190
OrM02			ROUND PLATE 234 x 218, R~310
OrM03			CROWN MANTEL 287 x 67 x 120, R~379
OrM04			PLINTH 250 x 67 x 120, R~330
OrM05			DECORATIVE MOLDING 250 x 40, R~330
OrM06			MIDDLE TILE 260 x 250 x 36, R~330
OrM07			MIDDLE TILE W/ VENT 260 x 250 x 36, R~330




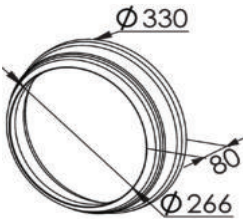

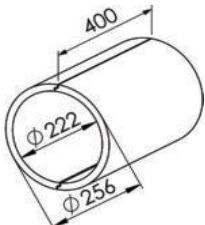
Symbol	Photo	Picture/dimensions [mm]	Full name/dimensions [mm]
OrM08			FRAMED MIDDLE TILE 260 x 250 x 36; R-330
OrM09			FRAMED CORNER MOLDING 260 x 41 x 22
OrM10			<b>New!</b> TILE W/ROUND HOLE Ø190 260 x 250 x 36, R~330

OrM08







## RURA CERAMICZNA Z ROZETAMI TILES

Symbol	Photo	Picture/dimensions [mm]	Full name/dimensions [mm]
Ru01			<b>New !</b> CERAMIC TUBE ROSETTE ( wall ) Ø380 x 80, otwór Ø266
Ru02			<b>New !</b> CERAMIC TUBE ROSETTE (stove) Ø380 x 80, otwór Ø266
Ru03			<b>New !</b> CERAMIC TUBE Ø256 x 400, otwór Ø222

## MINIATURE STOVES

Symbol	Photo	Picture/dimensions [mm]	Full name/dimensions [mm]
M01			<b>New !</b> MINIATURE STOVE FROM ROGALIN NATIONAL MUSEUM 105 x 80 x 290, dimensions package 140 x 100 x 325




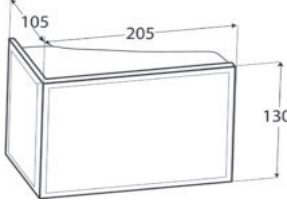

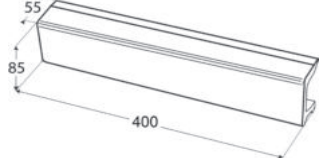



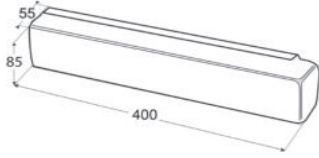

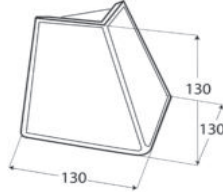

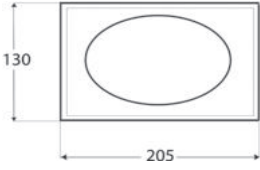

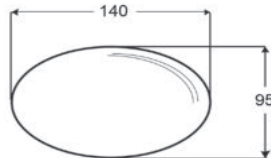








## KWADRATELE TILES

Symbol	Photo	Picture/dimensions [mm]	Full name/dimensions [mm]
P01			MIDDLE TILE 205 x 130 x 45
P02			CORNER TILE 205 x 130 x 105
P05			MIDDLE CROWN TILE 400 x 72 x 55
P06			CROWN TILE / LEFT / 400 x 85 x 55
P07			CROWN TILE / RIGHT / 400 x 85 x 55
P08			BONNET TILE 130 x 130 x 130
P09			MIDDLE TILE W/ HOLE 205 x 130 x 45 HOLE 125 x 85
P10			PLUG 140 x 95 x 35

Kwadratele tiles available only with glazes:  
01 ARCTIC WHITE GLOSS, 02 CREAM GLOSS, 05 ECRU GLOSS

# TILES COLOURS

## BASIC COLOURS



01 ARCTIC WHITE GLOSS



02 CREAMY GLOSS



03 APRICOT GLOSS



05 ECRU GLOSS



06 BLUE NOON GLOSS

## COLOURS WITH 10% EXTRA COST



21 BEIGE MATTE



22 VANILIA MATTE



23 PEARL MATTE



24 CAPPUCINO MATTE



26 LAVENDER MATTE

## COLOURS WITH 20% EXTRA COST



04 TRANSPARENT BROWN\*



201 MIDNIGHT BLUE TRANSPARENT\*



25 TRANSPARENT COBALT\*



30 TRANSPARENT SUNFLOWER\*



31 TRANSPARENT HEATHER\*

## COLOURS WITH 30% EXTRA COST



27 TRANSPARENT AZURE\*



28 TRANSPARENT HONEY\*



52 TRANSPARENT OLIVE\*



55 TRANSPARENT BOTTLE GREEN\*



51 BEIGE CRACLE MATTE

## COLOURS WITH 40% EXTRA COST



71 RED SUNSET



73 CRIMSON RED



75 METALIC BROWN



76 ORANGE GLOSS



**07 PIANO BLACK  
GLOSS**



**08 GREY GLOSS**



**72 GRAPHITE MATTE**



**29 VENETIAN PINK  
MATTE**



**32 SAHARA MATTE**



**33 SIENNA MATTE**



**35 GREY MATTE**



**74 TRANSPARENT  
RASPBERRY\***



**34 TRANSPARENT  
LINEN\***



**11 KHAKI MATTE**



**53 ASH CRACLE**

The presented tile colours may slightly differ from the actual colours.

\* in case of transparent glazes, discoloration and hairlines may occur which is natural.

**COLOURS FOR  
CUSTOMIZED  
ORDERS,  
60% EXTRA**



**ORNAMENTS  
- 150% EXTRA**



**101 GOLD  
ORNAMENTS**



**102 GOLD  
ORNAMENTS**



## EXAMPLES OF CUSTOMIZED ORDERS



1



2



3



4



## EXAMPLES OF CUSTOMIZED ORDERS



Graphics



Visualization



Biscuit



Glazing and decoration



1



2



3



4



5



6



7



8



9



10

# EXAMPLES OF CUSTOMIZED ORDERS



Drawing



Visualization



11


The final result



12



13



14




15



16



20




17



18



19



21



22



23



24



25



26



EXAMPLES OF PAINTED TILES



1



2



3



4



5



6



7



10



8



9



11

## EXAMPLES OF PAINTED TILES



12



13



14



15



16



17



18



19



20



21



22



23



26



24



25



27



28





29



30



31



32



33



36



34



35



37



38



39



## EXAMPLES OF PAINTED TILES



40



41



42



43



44



45



47

## EXAMPLES OF GOLD AND PLATING



42

48



49



50



51



52



53



54

Order nr. \_\_\_\_\_

**K A F L A R N I A**  
**KAFEL-KAR**  
 Hryniewicze 3B, 15-378 BIAŁYSTOK  
 tel. 85 747 49 80  
[kafle@kafel-kar.pl](mailto:kafle@kafel-kar.pl) [www.kafel-kar.pl](http://www.kafel-kar.pl)

1

First name and last name. Name of the company or institution. Address \_\_\_\_\_

Address \_\_\_\_\_

Telephone \_\_\_\_\_

Symbol	CLASSIC 25 cm Tiles	Price	Colour	Colour	Quantity	Quantity
!! Ca01	MIDDLE TILE 250 x 220 x 50					
!! Ca02	MIDDLE TILE SMOOTH 250 x 220 x 50					
!! Ca03	SHARP CORNER 250 x 110 x 110					
!! Ca04	SHARP CORNER „L” 250 x 220 x 110					
!! Ca05	HALF ½ 250 x 110 x 50					
!! Ca06	MIDDLE W/ VENT 1 250 x 220 x 50					
!! Ca07	MIDDLE W/ VENT 2 250 x 220 x 50					
!! Ca08	ACCESS TILE 250 x 220 x 50, hole 145 x 175					
!! Ca09	MIDDLE MANTEL 220 x 55 x 100, 220 x 110					
!! Ca09/1	MIDDLE MANTEL 220 x 110, 220 x 55 x 100					
!! Ca10	SHARP COVE CORNER MANTEL 220 x 220 x 100, 275 x 275					
!! Ca10/1	SHARP COVE CORNER MANTEL 275 x 275, 220 x 220 x 100					
!! Ca11	MIDDLE SHELF 280 x 170 x 180, 280 x 210					
!! Ca12	SHARP CORNER 280x280 x180 bottom 220x220x180 Shelf 170 x 170					
!! Ca13	CROWN WITH CORNERS 890 x 680 x 110					
!! Ca14	MIDDLE CROWN MANTEL 440 x 280 x 110, base 440 x 40					
!! Ca15	CROWN MANTEL CORNER base 110 x 110 x 360, 205 x 205					
Symbol	ECHO Stove	Price	Colour	Colour	Quantity	Quantity
!! Ec01	MIDDLE TILE 300 x 300 x 55 (w/w flange)					
!! Ec02	MIDDLE TILE „I” 300 x 300 x 20(w/w flange)					
!! Ec03	MIDDLE TILE „II” 440 x 300 x 20 (w/w flange)					
!! Ec04	MIDDLE TILE „III” 440 x 200 x 20 (w/w flange)					
!! Ec05	BULLNOSE CORNER TILE I 300 x 110 x 110 (w/w flange)					
!! Gb07	BULLNOSE CORNER TILE 440 x 110 x 110					
!! Gb08	CLOSING BULLNOSE CORNER TILE 110 x 110 x 110 (w/w flange)					

ORDER FORM

NET PRICE

!! - new

\* Fill in only when required by the order

To be paid \* \_\_\_\_\_

Order nr. \_\_\_\_\_

K A F L A R N I A  
**KAFEL-KAR**  
 Hryniewicze 3B, 15-378 BIAŁYSTOK  
 tel. 85 747 49 80  
 kafle@kafel-kar.pl www.kafel-kar.pl

2

First name and last name. Name of the company or institution. Address

Address

Telephone

Symbol	BRAMA TILES	Price	Colour	Colour	Quantity	Quantity
Kb01	MIDDLE TILE 220 x 220 x 50					
Kb02	BULLNOSE CORNER 220 x 110 x 110					
Kb03	SHARP CORNER 220 x 110 x 110					
Kb04	HALF ½ 220 x 110 x 50					
Kb05	MIDDLE W/ VENT 220 x 220 x 50					
Kb06	DECORATIVE „OWL” 220 x 220 x 50					
Symbol	TALERZ CIĘTY TILES	Price	Colour	Colour	Quantity	Quantity
Kt01	MIDDLE TILE 220 x 220 x 50					
Kt02	BULLNOSE CORNER 220 x 110 x 110					
Kt03	HALF ½ 220 x 110 x 50					
Kt04	MIDDLE W/ VENT 1 220 x 220 x 50					
Kt05	MIDDLE W/ VENT 2 220 x 220 x 50					
Kt06	SHARP CORNER 220 x 110 x 110					
Kt07	DECORATIVE „DEER” 220 x 220 x 50					
!! Kt08	DECORATIVE „OWL” 220 x 220 x 50					
Symbol	GLADKIE TILES	Price	Colour	Colour	Quantity	Quantity
Kp01	MIDDLE TILE 220 x 220 x 50					
Kp02	SHARP CORNER TILE 220 x 110 x 110					
Kp03	SHARP CORNER TILE L 220 x 220 x 110					
Kp04	HALF ½ 220 x 110 x 50					
Kp05	BULLNOSE CORNER TILE 220 x 110 x 110					
!! Kp16	OBTUSE CORNER TILE 135° 220 x 220 x 110					
Kp06	ROUND PLUG ø135					
Kp07	TILE W/ ROUND HOLE Ø120, 220 x 220 x 50					
Kp08	TILE MIDDLE W/ VENT 1 220 x 220 x 50					
Kp09	TILE MIDDLE W/ VENT 2 220 x 220 x 50					
Kp10	TILE MIDDLE W/ VENT 3 220 x 220 x 50					
!! Kp17	TILE MIDDLE W/ VENT 4 220 x 220 x 50					
!! Kp18	TILE MIDDLE W/ VENT 5 220 x 220 x 50					
Kp11	MIDDLE PLATE TILE 220 x 220 x 14					
Kp12	MIDDLE PLATE TILE 250 x 220 x 14					
Kp13	CORNER MOLDING TILE 1 280 x 130 x 30					
Kp14	TILE W/ SQUARE 220 x 220 x 50, HOLE 155 x 155					
Kp15	SQUARE PLUG TILE 180 x 180 x 38					
!! Kp15a	SQUARE PLUG TILE W/ VENT 180 x 180 x 38					
!! Kp19	ACCESS TILE 220 x 220 x 50, (HOLE 155 x 155)					
!! Kp20	CLOSING BULLNOSE CORNER TILE 110 x 110 x 110 (w/w flange)					
Symbol	RAMKOWE TILES	Price	Colour	Colour	Quantity	Quantity
Ra01	MIDDLE PLATE TILE 220 x 220 x 50					
Ra02	BULLNOSE CORNER TILE 110 x 110 x 220					
Ra03	SHARP CORNER TILE 220 x 110 x 110					
Ra04	HALF TILE ½ 220 x 110 x 50					
Ra05	TILE MIDDLE W/ VENT 220 x 220 x 50					
Ra06	TILE W/ ROUND HOLE Ø 120, 220 x 220 x 50					
Ra07	TILE W/ SQUARE HOLE 155 x 155, 220 x 220 x 50					

ORDER FORM

NET PRICE



New!

!! Kp19 - ACCESS TILE

!! - new

\* Fill in only when required by the order

To be paid \* \_\_\_\_\_



Order nr.

K A F L A R N I A  
**KAFEL-KAR**  
 Hryniewiczze 3B, 15-378 BIAŁYSTOK  
 tel. 85 747 49 80  
 kafle@kafel-kar.pl www.kafel-kar.pl

3

First name and last name. Name of the company or institution. Address

Address

Telephone

ORDER FORM

NET PRICE

Symbol	DWORSKIE TILES	Price	Colour	Colour	Quantity	Quantity
Dw01	MIDDLE TILE 220 x 220 x 50					
Dw02	SHARP CORNER TILE 220 x 110 x 110					
Dw03	SHARP CORNER TILE L 220 x 220 x 110					
Dw04	HALF TILE 1/2 220 x 110 x 50					
Dw05	TILE MIDDLE W/ VENT 220 x 220 x 50					
Dw06	SHARP CORNER TILE 1/2 L 220 x 110 x 110					
Dw07	MIDDLE MANTEL 220 x 120					
Dw07/1	MIDDLE MANTEL 220 x 120					
Dw09L	CORNER MANTEL 275 x 165, 220 x 110 x 120					
Dw09L/1	CORNER MANTEL 220 x 110, 275 x 165 x 120					
Dw09P	CORNER MANTEL OSTRY 275 x 165, 220 x 110 x 120					
Dw09P/1	CORNER MANTEL 220 x 110, 275 x 165 x 120					
!! Dw10	TILE W/ ROUND HOLE Ø120, 220 x 220 x 50					
!! Dw11	TILE W/ SQUARE HOLE 155 x 155, 220 x 220 x 50					
!! Dw12	SHARP CORNER TILE 220 x 110 x 110, R-2, Smooth					
!! Dw13	SHARP CORNER TILE „L” 220 x 220 x 110, R-2, Smooth					
Symbol	FORMAT 28 TILES	Price	Colour	Colour	Quantity	Quantity
Fm01	MIDDLE TIL 280 x 220 x 50					
Fm02	BULLNOSE CORNER TILE 280 x 110 x 110					
Fm03	SHARP CORNER TILE 280 x 110 x 110					
Fm14	SHARP CORNER TILE L 280 x 220 x 110					
Fm04	HALF TILE 1/2 280 x 110 x 50					
Fm05	TILE MIDDLE W/ VENT 1 280 x 220 x 50					
Fm11	TILE MIDDLE W/ VENT 2 280 x 220 x 50					
Fm06	SHARP FLAT CORNER TILE 280 x 110 x 110					
Fm07	BEVELED CORNER TILE 280 x 110 x 110					
Fm08	CLOSING CORNER TILE 110 x 110 x 110					
Fm09	BULLNOSE CORNER TILE 280 x 165 x 165					
Fm10	SHARP CORNER TILE 280 x 165 x 165					
Fm12	TILE W/ ROUND HOLE , Ø120, 280 x 220 x 50					
Fm13	TILE W/ SQUARE HOLE 280 x 220 x 50, hoel 155x155					
!! Fm15	ACCESS TILE 280 x 220 x 50, otwór 155 x 155					
!! Fm16	BEVELED CORNER TILE 280 x 165 x 165					
!! Fm17	TILE MIDDLE W/ VENT 3 280 x 220 x 50					
!! Fm18	TILE MIDDLE W/ VENT 4 280 x 220 x 50					
!! Fm19	MIDDLE PLATE TILE 280 x 220 x 14					
!! Fm20	DECORATIVE „ARCHANGEL” 280 x 220 x 50					
Symbol	OGARKI TILES	Price	Colour	Colour	Quantity	Quantity
Og01	MIDDLE TILE 280 x 220 x 50					
Og02	BULLNOSE CORNER TILE 280 x 110 x 110					
Og03	SHARP CORNER TILE 280 x 110 x 110					
Og04	HALF TILE 1/2 280 x 110 x 50					
Og05	BULLNOSE CORNER TILE 280 x 165 x 165					
Og06	SHARP CORNER TILE 280 x 165 x 165					
Og07	TILE MIDDLE W/ VENT 280 x 220 x 50					
Og08	TILE W/ ROUND HOLE, Ø120, 280 x 220 x 50					

TILE BAFFLE PLATE Ko10 Tiles w/ vent: 280 x 200 x 30

!! - new

\* Fill in only when required by the order

To be paid \*

Order nr.

4

First name and last name. Name of the company or institution. Address

Address

Telephone

ORDER FORM

NET PRICE

Symbol	VINTAGE TILES	Price	Colour	Colour	Quantity	Quantity
V01	MIDDLE TILE 280 x 220 x 50					
V02	BULLNOSE CORNER TILE 280 x 110 x 110					
V03	SHARP CORNER TILE 280 x 110 x 110					
V04	SHARP CORNER TILE L 280 x 220 x 110					
V05	HALF TILE 1/2 280 x 110 x 50					
V06	TILE MIDDLE W/ VENT 280 x 220 x 50					
V07	FLAT CORNER TILE 280 x 110 x 110					
V08	QUARTER TILE ¼ 280 x 55					
V09	BULLNOSE CORNER TILE 280 x 165 x 165					
V10	SHARP CORNER TILE 280 x 165 x 165					
V11	FLAT CORNER TILE 280 x 165 x 165					
Symbol	FORMAT 44 TILES	Price	Colour	Colour	Quantity	Quantity
F01	MIDDLE TILE 440 x 220 x 50					
F02	BULLNOSE CORNER TILE 440 x 110 x 110					
F03	SHARP CORNER TILE 440 x 110 x 110					
F04	HALF TILE ½ 440 x 110 x 50					
F05	TILE MIDDLE W/ VENT 1, 440 x 220 x 50					
!! F09	TILE MIDDLE W/ VENT 2, 440 x 220 x 50					
F06	SHARP CORNER TILE L, 440 x 220 x 110					
F07	SHARP CORNER TILE L PATTERN II, 440 x 220 x 110					
F08P	LEFT CLOSING CORNER TILE, 440 x 220 x 110					
F08L	RIGHT CLOSING CORNER TILE, 440 x 220 x 110					
!! F10	ACCESS TILE, 440 x 220 x 50, HOLE 155 x 155					
!! F11	MIDDLE PLATE TILE, 440 x 220 x 14					
Symbol	GABARYT TILES	Price	Colour	Colour	Quantity	Quantity
Gb02	MIDDLE TILE 660 x 440 x 20					
Gb03	MIDDLE TILE 440 x 440 x 20					
Gb04	SHARP CORNER TILE 440 x 110 x 110					
Gb05	MIDDLE CLOSING TILE 660 x 110 x 110					
Gb06	CLOSING CORNER TILE 110 x 110 x 110					
!! Gb07	BULLNOSE CORNER TILE 440 x 110 x 110 (w/w flange)					
!! Gb08	BULLNOSE CLOSING CORNER TILE 110 x 110 x 110 (w/w flange)					
Gb_A	ROSE, Tile set 4 pcs.- 660 x 440 x 20, (w/w flange)					
Gb_B	PARADISE BIRD Tile set, 440 x 440 x 20, (w/w flange)					
Symbol	MILITARY TILES	Price	Colour	Colour	Quantity	Quantity
Gm01	MIDDLE TILE 660 x 440 x 20 (w/w flange)					
Gm02	MIDDLE TILE 440 x 440 x 20 (w/w flange)					
Gm03	SHARP CORNER TILE 440 x 110 x 110, R-2 (w/w flange)					
Gm04	MIDDLE CLOSING TILE 660 110 x 110, R-2 (w/w flange)					
Gm05	BULLNOSE CLOSING CORNER TILE 110 x 110 x 110, R-2 (w/w flange)					
Symbol	DEFLEKTORY	Price	Colour	Colour	Quantity	Quantity
!! Df01	TILE BAFFLE PLATE 220 Tiles w/ vent, 200 x 200 x 35					
!! Df02	BTILE BAFFLE PLATE 280 Tiles w/ vent, 250 x 200 x 35					
!! Df03	TILE BAFFLE PLATE 440 Tiles w/ vent, 415 x 200 x 35					
!! Df04	TILE BAFFLE PLATE . - Ko09, Tiles w/ vent 250 x 200 x 35					
!! Df05	TILE BAFFLE PLATE Ko10 Tiles w/ vent: 280 x 200 x 30					
!! Df06	TILE BAFFLE PLATE Ko10, Tiles w/ vent.- Or12, 330 x 230 x 30					
!! Df07	TILE BAFFLE PLATE Or15, Tiles w/ vent - Or15, 360 x 280 x 35					

!! - new

\* Fill in only when required by the order

To be paid \*

Order nr. \_\_\_\_\_

K A F L A R N I A  
**KAFEL-KAR**  
 Hryniewiczze 3B, 15-378 BIAŁYSTOK  
 tel. 85 747 49 80  
 kafle@kafel-kar.pl www.kafel-kar.pl

5

First name and last name. Name of the company or institution. Address

Address

Telephone

ORDER FORM

NET PRICE

Symbol	PÓLKIE 6 TILES	Price	Colour	Colour	Quantity	Quantity
K01	MIDDLE SHELF 220 x 250 x 60					
K01/1	MIDDLE SHELF 250 x 250 x 60					
K02/Kp11	CLOSING CORNER SHELF 220 x 220 x 17					
K03	BULLNOSE CORNER SHELF 250 x 250 x 60					
K04	SHARP CORNER SHELF 250 x 250 x 60					
K05	SHARP FLAT CORNER SHELF 135° 110 x 110 x 60					
Symbol	WIEŃCOWE TILES	Price	Colour	Colour	Quantity	Quantity
K06	MIDDLE CROWN TILE 220 x 95 x 60					
K07	BULLNOSE CORNER CROWN TILE 250 x 250 x 60					
K08	SHARP CORNER CROWN TILE 250 x 250 x 60					
K09	SHELF R-550 220 x 250 x 125					
K10	SHELF ELEMENT K09 R-550, 125 x 200 x 50					
K11	SHARP FLAT CORNER TILE 135° 110 x 110 x 60					
Symbol	SLIM 3 SHELVES TILES	Price	Colour	Colour	Quantity	Quantity
S01	MIDDLE SHELF 220 x 220 x 30					
S02	MIDDLE SHELF 250 x 220 x 30					
S03	BULLNOSE CORNER SHELF 220 x 220 x 30					
S04	SHARP CORNER SHELF 220 x 220 x 30					
S05	SHARP FLAT CORNER SHELF 135° 110 x 110 x 30					
Symbol	WYSOKIE SHELF TILES	Price	Colour	Colour	Quantity	Quantity
!! Kz01	MIDDLE SHELF 220 x 182 x 165 - <b>SMOOTH</b>					
!! Kz02	BULLNOSE CORNER SHELF 182x182x165,[110 x 110] - <b>SMOOTH</b>					
!! Kz03	SHARP CORNER SHELF 182x182x165, [110 x 110] - <b>SMOOTH</b>					
!! Kz04	SHARP FLAT CORNER SHELF 182x182x165,[110 x 110] - <b>SMOOTH</b>					
Symbol	SECESJA SHELF TILES	Price	Colour	Colour	Quantity	Quantity
Kz06	MIDDLE SHELF 220 x 170 x 150, [220 x 110]					
Kz07	SHARP CORNER SHELF 170 x 170 x 150, [110 x 110]					
Symbol	ZDOBIONE SHELF TILES	Price	Colour	Colour	Quantity	Quantity
!! Pz01	MIDDLE SHELF 220 x 165 x 165					
!! Pz02	BULLNOSE CORNER SHELF 165x165x165, [110 x 110]					
!! Pz03	SHARP CORNER SHELF 165x165x165, [110 x 110]					
!! Pz04	SHARP FLAT CORNER SHELF 165x165x165, [110 x 110]					
Symbol	VINTAGE SHELF TILES	Price	Colour	Colour	Quantity	Quantity
V12	MIDDLE SHELF 220 x 220 x 165					
V13	BULLNOSE CORNER SHELF 220 x 220 x 165, 110 x 110 x 165					
V14	SHARP COVE CORNER TILE 220 x 220 x 165, 110 x 110 x 165					
V15	FLAT CORNER TILE 220 x 220 x 165, 110 x 110 x 165					
!! V16	FLAT CORNER TILE 135° 220 x 220 x 165, 110 x 110 x 165					
Symbol	LISTWY DYSTANSOWE	Price	Colour	Colour	Quantity	Quantity
Ld01	MIDDLE MOLDING DECO 220 x 60					
Ld02	BULLNOSE CORNER DECO 110x110x60					
Ld03	MIDDLE SHARP CORNER MOLDING DECO 110 x 110 x 60					
Ld04	MIDDLE MOLDING FAUN 220 x 60					
Ld05	BULLNOSE CORNER MOLDING FAUN 110 x 110 x 60					
Ld06	MIDDLE SHARP CORNER MOLDING FAUN 110 x 110 x 60					
Ld07	MIDDLE MOLDING 3, 220 x 30					
Ld08	BULLNOSE CORNER MOLDING 3, 110 x 110 x 30					
Ld09	MIDDLE SHARP CORNER MOLDING 3, 110 x 110 x 30					
Ld10	MIDDLE MOLDING SMOOTH 3, 220 x 30					

!! - new

\* Fill in only when required by the order

To be paid \* \_\_\_\_\_



Order nr. \_\_\_\_\_

K A F L A R N I A  
**KAFEL-KAR**  
 Hryniewicze 3B, 15-378 BIAŁYSTOK  
 tel. 85 747 49 80  
 kafle@kafel-kar.pl www.kafel-kar.pl

6

First name and last name. Name of the company or institution. Address \_\_\_\_\_

Address \_\_\_\_\_

Telephone \_\_\_\_\_

Symbol	LISTWY DYSTANSOWE continued	Price	Colour	Colour	Quantity	Quantity
Ld11	BULLNOSE CORNER MOLDING SMOOTH 3, 110 x 110 x 30					
Ld12	MIDDLE SHARP CORNER MOLDING SMOOTH 3, 110 x 110 x 30					
Ld13	VINTAGE MIDDLE MOLDING 220 x 60					
Ld14	VINTAGE BULLNOSE MOLDING VINTAGE 110 x 110 x 60					
Ld15	VINTAGE MIDDLE SHARP CORNER MOLDING 110 x 110 x 60					
Ld16	VINTAGE FLAT CORNER MOLDING 110 x 110 x 60					
Symbol	COKOŁY	Price	Colour	Colour	Quantity	Quantity
C01	MIDDLE PLINTH BASIC 220 x 155 x 60					
C02	SHARP COVE CORNER PLINTH BASIC 110 x 110 x 155					
C07	BULLNOSE COVE CORNER PLINTH BASIC 110 x 110 x 155					
C03	MIDDLE PLINTH SHAPE 220 x 145 x 60					
C04	SHARP COVE CORNER PLINTH SHAPE 110 x 110; 125 x 125 x 145					
C08	BULLNOSE COVE CORNER PLINTH SHAPE 110x110, 125x125x145					
C13	OBTUSE COVE CORNER PLINTH SHAPE 135° 110x110, 125x125x145					
C05	MIDDLE PLINTH WINDOW 220 x 160 x 50					
C06	SHARP COVE CORNER PLINTH WINDOW 110x110x160, 130x130x160					
C09	BULLNOSE COVE CORNER PLINTH WINDOW 110 x 110 x 160					
C10	MANSION MIDDLE PLINTH 220 x 280 x 70					
C11	MANSION SHARP COVE CORNER PLINTH 200 x 200, 165 x 165 x 280					
!! C12	MANSION BASIC PLINTH W/ VENT 220 x 280 x 70					
C14	VINTAGE MIDDLE PLINTH 220 x 200 x 90					
C15	BASIC CORNER PLINTH VINTAGE 220 x 220, 165 x 165 x 200					
C16	BULLNOSE CORNER PLINTH VINTAGE 220 x 220, 165 x 165 x 200					
C17	FLAT CORNER PLINTH VINTAGE 220 x 220, 165 x 165 x 200					
C18	BASIC W/ VENT PLINTH VINTAGE 220 x 200 x 90					
!! C19	FLAT CORNER PLINTH VINTAGE 135° „VINTAGE” 200 x 110 x 110					
Symbol	GZYMSY	Price	Colour	Colour	Quantity	Quantity
G01	MIDDLE DECORATIVE MANTEL CROWN 220 x 170					
G02	DECORATIVE CORNER MANTEL CROWN 165 x 55 x 170					
!! G23	DECORATIVE BULLNOSE CORNER MANTEL CROWN 170 x 55 x 170					
G03	MIDDLE MANTEL SHORT 220 x 120					
G03/1	MIDDLE MANTEL SHORT 120 x 220					
G04	SHARP COVE CORNER MANTEL SHORT 110 x 110 x 120, 165 x 165					
G04/1	SHARP COVE CORNER MANTEL SHORT 165 x 165 x 120, 110 x 110					
G17	BULLNOSE COVE CORNER MANTEL SHORT 110 x 110 x 120					
G17/1	BULLNOSE COVE CORNER MANTEL SHORT 165 x 165 x 120					
!! G24	CORNER MANTEL SHORT 135° 110 x 110 x 120, 165 x 165					
!! G24/1	CORNER MANTEL SHORT 135° 165 x 165, 110 x 110 x 120					
G05	MIDDLE MANTEL POPPY SEEDS 220 x 150 x 60					
G06	SHARP COVE CORNER MANTEL POPPY SEEDS 110 x 110 x 150					
G13	BULLNOSE COVE CORNER MANTEL POPPY SEEDS 110 x 110 x 150					
G07	MIDDLE MANTEL LEAVES 220 x 120 x 85					
G07/1	MIDDLE MANTEL LEAVES 220 x 120 x 85					
G08	SHARP COVE CORNER MANTEL LEAVES 110 x 110, 165 x 165 x 120					
G08/1	SHARP COVE CORNER MANTEL LEAVES 165 x 165 x 120, 110 x 110					
G09	BULLNOSE COVE MANTEL LEAVES 110 x 110 x 120, 165 x 165					
G09/1	BULLNOSE COVE MANTEL LEAVES 165 x 165 x 120, 110 x 110					
G10	MIDDLE MANTEL OVAL 220 x 100 x 85					
G10/1	MIDDLE MANTEL OVAL 220 x 100 x 85					

ORDER FORM

NET PRICE

obowiązuje od 9 września 2022

!! - new

\* Fill in only when required by the order

To be paid \* \_\_\_\_\_

Order nr. \_\_\_\_\_

K A F L A R N I A  
**KAFEL-KAR**  
 Hryniewicze 3B, 15-378 BIAŁYSTOK  
 tel. 85 747 49 80  
 kafle@kafel-kar.pl www.kafel-kar.pl

7

First name and last name. Name of the company or institution. Address

Address

Telephone

ORDER FORM

NET PRICE

Symbol	GZYMSY continued	Price	Colour	Colour	Quantity	Quantity
G11	BULLNOSE COVE MANTEL OVAL 110 x 110 x 100, 165 x 165					
G11/1	BULLNOSE COVE MANTEL OVAL 165 x 165 x 100, 110 x 110					
G12	SHARP COVE CORNER 110 x 110 x 100, 165 x 165					
G12/1	SHARP COVE CORNER MANTEL OVAL 165 x 165, 110 x 110 x 100					
G18	BULLNOSE COVE CORNER MANTEL OVAL 165x 165 x 100,220 x 220					
G18/1	BULLNOSE COVE CORNER MANTEL OVAL 220x220x 00,165 x 165					
G19	SHARP COVE CORNER MANTEL OVAL 165 x 165 x 100, 220 x 220					
G19/1	SHARP COVE CORNER MANTEL OVAL 220 x 220 x 100, 165 x 165					
G20	CORNER SUBPLINTH MANTEL OVAL 165 x 165 x 100, 220 x 220					
G21	FLAT CORNER MANTEL OVAL 165 x 165 x 100, 110 x 110					
G22	BEVELED CORNER MANTEL OVAL 165 x 165 x 100, 110 x 110					
G22/1	BEVELED CORNER MANTEL OVAL 110 x 110, 165 x 165 x 100					
G14	MIDDLE MANTEL HIGH 440 x 200 x 100					
G14/1	MIDDLE MANTEL HIGH 440 x 200 x 100					
G15	BULLNOSE COVE CORNER MANTEL HIGH 110 x 110 x 200, 165 x 165					
G15/1	BULLNOSE COVE CORNER MANTEL HIGH 165 x 165 x 200, 110 x 110					
G16	SHARP COVE CORNER MANTEL HIGH 110 x 110 x 200, 165 x 165					
G16/1	SHARP COVE CORNER MANTEL HIGH 165 x 165 x 200, 110 x 110					
Dw07	MIDDLE MANTEL 220 x 120					
Dw07/1	MIDDLE MANTEL 220 x 120 x 110					
Dw09L	SHARP COVE CORNER MANTEL 275 x 165, 220 x 110 x 120					
Dw09L/1	SHARP COVE CORNER MANTEL 220 x 110, 275 x 165 x 120					
Dw09P	BULLNOSE COVE CORNER MANTEL 275 x 165, 220 x 110 x 120					
Dw09P/1	BULLNOSE COVE CORNER MANTEL 220 x 110, 275 x 165 x 120					
Symbol	WYKOŃCZENIOWE, DEKORACYJNE TILES	Price	Colour	Colour	Quantity	Quantity
Kz08	NENUFARY BIG CROWN 660 x 340 [880 x 340 x 110 W/ CORNER]					
Kz09	SMALL CROWN NENUFARY 440 x 340					
Kz10	NENUFARY CORNER 110 x 110 x 210					
Kz11	NENUFARY FILLED MODULE ELEMENT 220 x 110					
L01	ARCH CORNER TILE 220 x 220 x 100					
L02	MIDDLE ARCH TILE 220 x 100					
L03	BIG DECORATIVE CORNER ELEMENT COLUMN 665 x165 x165					
!! L09	BIG DECORATIVE CORNER EL. VINTAGE COLUMN 665 x 165 x 165					
!! L10	BIG DECORATIVE CORNER ELEMENT OGAREK COL665 x165 x 165					
!! L11	DECORATIVE DEER 660 x 440 x 20 (w/w flange)					
L04	DECORATIVE ELEMENT CASTLE 660 x 440 x 25					
L05	DECORATIVE ELEMENT THISTLES 530 x 335 x 55					
!! L12	DECORATIVE ELEMENT HORSE 535 x 340 x 75					
L06	PEDESTAL 134 x 134 x 200 [78 x 78 base]					
L07	OVAL PEDESTAL Ø120 x height. 70, frill 60					
L08	DECORATIVE TILE THISTLES 220 x 220 x 50					
Symbol	SECESJA TILES	Price	Colour	Colour	Quantity	Quantity
Z01	BIG CROWN W/ CORNER TILES 910 x 520 x 85					
Z01a	CORNER 85 x 85 x 240					
Z01bP	FILLED LEFT MODULE ELEMENT 220 x 210					
Z01bL	FILLED RIGHT MODULE ELEMENT 220 x 210					
Z02	SMALL CROWN 495 x 295 x 85					
Z03	MOLDING W/ CORNER TILES 910 x 155 x 97					
Z03a	CORNER 97 x 97 x 155					

!! - new

\* Fill in only when required by the order

To be paid \* \_\_\_\_\_

Order nr. \_\_\_\_\_

K A F L A R N I A  
**KAFEL-KAR**  
 Hryniewiczze 3B, 15-378 BIAŁYSTOK  
 tel. 85 747 49 80  
 kafle@kafel-kar.pl www.kafel-kar.pl

8

First name and last name. Name of the company or institution. Address

Address

Telephone

Symbol	SECESJA TILES continued	Price	Colour	Colour	Quantity	Quantity
Z04	MOLDING L/ CORNER TILES 715 x 155 x 60					
Z05/1	DECORATIVE ELEMENT POPPY SEED 1 340 x 535 x 75					
!! Z05/1D	DECORATIVE ELEMENT POPPY SEED 1 BIG 660 x 415 x 75					
Z05/2	DECORATIVE ELEMENT POPPY SEED 2 340 x 510 x 65					
Z06	VERTICAL DECORATIVE CORNER MANTEL 105 x 105 x 325					
Z07	DECORATIVE CORNER MANTEL / FILLED MIDDLE 105 x 105 x 220					
Z08	DECORATIVE HORIZONTAL MIDDLE MOLDING 300 x 100 x 50					
Z09	MIDDLE TILE NECKING 220 x 105 x 92					
Z10L	LEFT CORNER TILE NECKING 220 x 110 x 92 , 275 x 165					
Z10P	RIGHT CORNER TILE NECKING 220 x 110 x 92 , 275 x 165					
Z11	MIDDLE DECORATIVE TILE 220 x 220 x 50					
Z12	SHARP DECORATIVE TILE 220 x 110 x 110					
Z13	HALF DECORATIVE TILE ½ 220 x 110 x 50					
!! Z14	DECORATIVE MIDDLE W/ VENT TILE 220 x 220 x 50					
Symbol	OKRĄGŁY KLASYCZNY STOVE	Price	Colour	Colour	Quantity	Quantity
Ko01	MOLDING 247 x 175, R~402					
Ko02	NARROWING MANTEL 247 x 227 x 80, R~402					
Ko02/1	NARROWING MANTEL 227 x 247 x 80, R~370					
Ko03	MIDDLE TILE 280 x 227, R~370					
Ko04	MIDDLE TILE 330 x 247, R~402					
Ko05	SHELF 227 x 30, R~370					
Ko12	SHELF 247 x 30, R~402					
!! Ko13	SHELF 280 x 90 x 120, R~402					
Ko06	DECORATIVE MOLDING 227 x 140					
Ko07	MASKING CORNER MOLDING 2 280 x 70 x 20					
Ko08	MANTEL 247 x 120, R~402, R~460					
Ko09	TILE MIDDLE W/ VENT 280 x 227, R~370					
Ko10	TILE MIDDLE W/ VENT 330 x 247, R~402					
Ko11	LID Ø190					
!! Ko14L	MIDDLE TILE W/ HOLE 280 x 227, R~370, Ø190					
!! Ko14P	MIDDLE TILE W/ HOLE 280 x 227, R~370, Ø190					
!! Ko15	DECORATIVE MOLDING POPPY SEEDS 150 x 227, R~370					
!! Ko16	MIDDLE PLINTH SHAPE 145 x 240, R~370					
Symbol	OGAREK 90 ROUND STOVE	Price	Colour	Colour	Quantity	Quantity
Ver. A	DOME SET (spire, spire base, dome, base tile), height 640					
Ver. B	GOBLET SET (goblet, goblet base, countertop, base tile) height 560					
Or01	SPIRE Ø87, wys.145					
Or02	PODSTAWA "BUŁAWKI" Ø195, wys. 92					
Or03	DOME Ø565, height 270					
Or04	GOBLET Ø565, height 270					
Or05	GOBLET BASE, Ø336, wys.156					
Or06	HIDDING SHELF – COUNTERTOP, R~278, wys.15					
Or07	DOME and GOBLET BASE TILE R~370, wys. 110					
Or08	LID Ø190					
Or09	HIDDING TILE, 265 x 247, R - 350					
Or10	CROWN MANTEL, 325 x 75 x 140, R~425					

ORDER FORM

NET PRICE

!! - new

\* Fill in only when required by the order

To be paid \* \_\_\_\_\_



Order nr. \_\_\_\_\_

First name and last name. Name of the company or institution. Address \_\_\_\_\_

Address \_\_\_\_\_

Telephone \_\_\_\_\_

Symbol	OGAREK 90 ROUND STOVE continued	Price	Colour	Colour	Quantity	Quantity
Or11	MIDDLE TILE, 360 x 282 x 50, R~370					
Or12	MIDDLE TILE W/ VENT, 360 x 282 x 50, R~370					
Or13	SHELF, 365 x 130 x 140, R~450					
Or14	MIDDLE TILE, 400 x 341 x 50, R~450					
Or15	MIDDLE TILE W/ VENT, 400 x 341 x 50, R~450					
Or16	MANTEL, 250 x 400 x 85, R~450					
Or17	CORNER TILE (FRAMED_v.A) 400 x 341 x 30, R~450					
Or18	CORNER TILE (FRAMED_v.A) 400 x 341 x 30, R~450					
Or19	MIDDLE TILE (FRAMED_v.A) 341 x 30, height 110, R~450					
Or20	CORNER TILE (FRAMED_v.B) 400 x 341 x 30, R~450					
Or21	CORNER TILE (FRAMED_v.B) 400 x 341 x 30, R~450					
Or22	MIDDLE TILE (FRAMED_v.B) 341 x 30, height 140, R~450					
!! Or23	MIDDLE TILE W/ HOLE 360 x 282 x 50, R~370 HOLE Ø190					

Attention! v.A - Or17, Or18, Or19 tiles intended for the 57cm high version of the insert

v.B - Or20, Or21, Or22 tiles intended for 51 cm high version of the insert

ORDER FORM

Symbol	ROUND STOVE OGAREK 66	Price	Colour	Colour	Quantity	Quantity
OrM01	LID Ø190					
OrM02	HIDDING TILE 234 x 211, R~310					
OrM03	CROWN MANTEL 287 x 67 x 120, R~380					
OrM04	PLINTH 287 x 67 x 120, R~380					
OrM05	DECORATIVE MOLDING 250 x 40, R~330					
OrM06	MIDDLE TILE 260 x 250 x 36, R~330					
OrM07	MIDDLE TILE W/ VENT 260 x 250 x 36, R~330					
OrM08	FRAMED MIDDLE TILE 260 x 250 x 36, R~330					
OrM09	FRAMED CORNER MOLDING 260 x 46 x 22					
!! OrM10	MIDDLE TILE W/ HOLE 260 x 250 x 36, R~330 Ø190					
Symbol	RURA CERAMICZNA Z ROZETAMI	Price	Colour	Colour	Quantity	Quantity
!! Ru01	CERAMIC ROSETTE (WALL) Ø380 x 80, otw. Ø266					
!! Ru02	CERAMIC ROSETTE (STOVE) Ø380 x 80, otw. Ø266					
!! Ru03	CERAMIC PIPE Ø256 x 400, otw. Ø222					
Symbol	KWADRATELE TILES	Price	Colour	Colour	Quantity	Quantity
P01	MIDDLE TILE 195 x 125 x 45					
P02	CORNER TILE 195 x 125 x 97					
P05	MIDDLE CROWN TILE 400 x 72 x 55					
P06	CROWN TILE / LEFT / 400 x 72 x 55					
P07	CROWN TILE / RIGHT / 400 x 72 x 55					
P08	BONNET TILE 125 x 125 x 125					
P09	MIDDLE TILE W/ HOLE 195 x 125 x 45, HOLE 125 x 85					
P10	PLUG 140 x 95 x 35					
Symbol	MINIATURE STOVES	Price	Colour	Colour	Quantity	Quantity
!! M01	MINIATURE STOVE FROM ROGALIN NATIONAL MUSEUM 105 x 80 x 290, Box dimensions - 140 x 100 x 325					

NET PRICE


!! - new

\* Fill in only when required by the order

To be paid \* \_\_\_\_\_



ECHO STOVE




BRAMA TILES



TALERZ CIĘTY TILES



GŁADKIE TILES



## RAMKOWE TILES

p. 15




## DWORSKIE TILES

p. 18



## FORMAT 28 TILES

p. 24



## OGARKI TILES

p. 26




## VINTAGE TILES

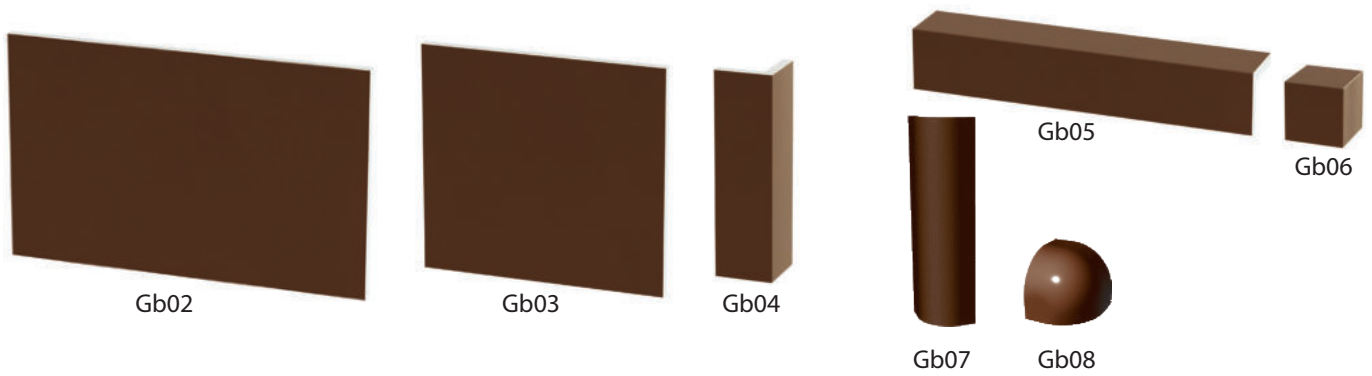
p. 30








GABARYT TILES

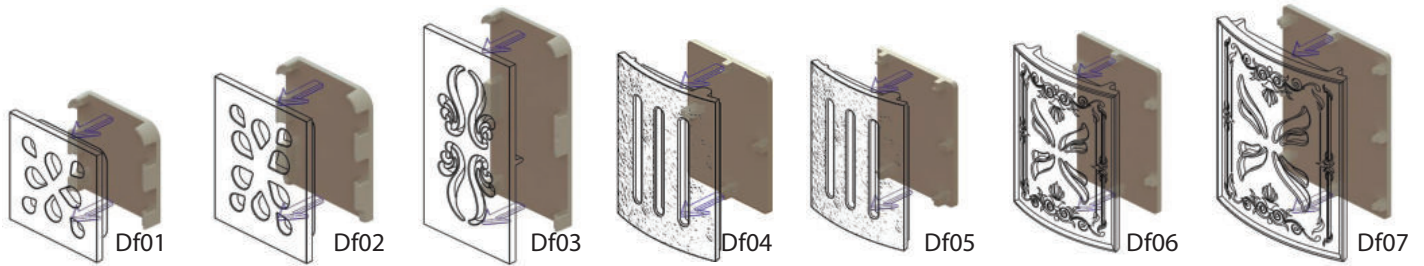


RÓŻA, RAJSKI PTAK TILES SETS




MILITARY TILES







PÓŁKI 6 TILES \_\_\_\_\_ p. 45



WIĘCOWE 6 TILE \_\_\_\_\_ p. 46



PÓŁKI SLIM 3 TILE \_\_\_\_\_ p. 47



WYSOKIE SHELF TILES \_\_\_\_\_ p. 48



SECESJA SHELF TILES \_\_\_\_\_ p. 49



ZDOBIONE SHELF TILES \_\_\_\_\_ p. 50



VINTAGE SHELF TILES \_\_\_\_\_ p. 51






COKOŁY



GZYMSY







Kz08



Kz09



Kz10



Kz11



L01



L02



L03



L04



L05



L12



L06



L07




L08



L11



L09



L10

SECESJA TILES \_\_\_\_\_ p. 71



Z01



Z01a



Z01bL



Z01bP



Z02



Z03



Z05



Z05/1



Z05/2



Z06



Z07



Z03a



Z04



Z08



Z09



Z10L



Z10P



Z11





Z12



Z13



Z14





OGAREK Ø66 ROUND STOVE \_\_\_\_\_ p. 91



RURA CERAMICZNA Z ROZETAMI \_\_\_\_\_ p. 94




MINIATUREY STOVES \_\_\_\_\_ p. 95



M01

KWADRATELE TILES \_\_\_\_\_ p. 97







# ceramic Wall

## m a n u f a c t u r e

Discover our absolute NOVELTY - CeramicWall Panels - a collection of our original designs, full of expression and freedom, created for people with imagination who love precious materials. This is currently the most fashionable trend in modern interior design.

### CREATION OF SPACE

Ceramic wall-coverings by CeramicWall perfectly match the constantly growing expectations of customers to have the greatest possible room for manoeuvre in the field of independent interior design.

These timeless allow to unleash imagination and move away mainstream pieces ready-made solutions.

The 3D wall panels look unique and original even in plain arrangements. And when you let your imagination run wild and start creating patterns and combinations, you can achieve unique effects and give your interior the desired personalised touch. It is definitely more than just a wall decoration! Therefore, CeramicWall coverings have become a valued solution for people who think outside the box, due to the wide scope for creative manoeuvre.

CeramicWall - use the ceramic wall decor to create a space for yourself, for your loved ones or for your customers according to individual needs!

### DESIGN POSSIBILITIES

Although the CeramicWall catalogue of wall ceramics is a rich source of inspiration and possibilities, nothing can stop you from unleashing your imagination. Our experienced designers are always ready for new challenges, to meet your wishes and creative visions. We have state-of-the-art technological facilities that enable us to design and manufacture any wall ornaments based on the provided drawings, photos or sketches. We are also able to manufacture custom designs based solely on a description of a specific idea or concept.

CeramicWall - decorative ceramics without limits - create with us!

We are always ready for new challenges!

[www.ceramicwall.pl](http://www.ceramicwall.pl)









# K A F L A R N I A K A F E L - K A R

15-378 Białystok, Hryniewicze 3 B  
tel. 85 747 49 80, [kafle@kafel-kar.pl](mailto:kafle@kafel-kar.pl)

NIP: 966-134-14-58 REGON: 200212517  
Bank Spółdzielczy w Juchnowcu Górnym  
50 8074 0003 0008 0190 3000 0010