

Le Gemini Passiv est un système bois-aluminium pour fenêtres et portes conçu pour les maisons passives et à haute performance.

Thermal insulation

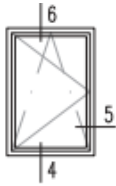
**GEMINI PASSIV**

Heat transfer coefficient  $U_w$  [W/m²K] for a reference window with dimensions 2.18 x 1.48 m

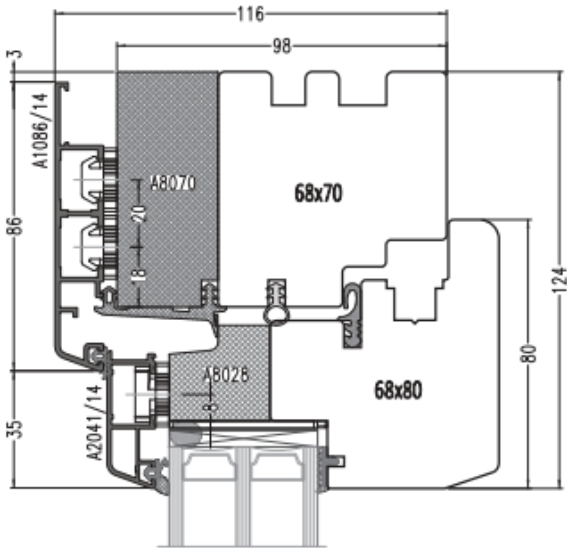
$U_w$ [W/(m²K)]		Pine ( $\lambda=0,13$ [W/(mK)]; $\lambda=500$ [kg/m³])				Meranti ( $\lambda=0,12$ [W/(mK)]; $\lambda=450$ [kg/m³])				Spruce ( $\lambda=0,11$ [W/(mK)]; $\lambda=450$ [kg/m³])			
		68 [mm]	78 [mm]	88 [mm]	92 [mm]	68 [mm]	78 [mm]	88 [mm]	92 [mm]	68 [mm]	78 [mm]	88 [mm]	92 [mm]
Glazing 4/16/4/16/4	$U_g=0,7$ [W/(m²K)]	0,790	0,762	0,756	0,754	0,763	0,755	0,749	0,747	0,756	0,748	0,742	0,740

Water tightness	class E1200/9A
Wind load resistance	class C3/B3
Air permeability	class 4

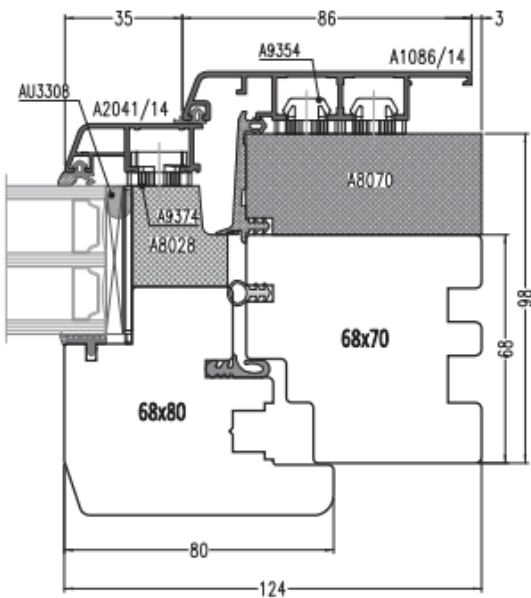
C



3.v2



1.v2



2.v2

